

600176

2010

.....
.....
.....)
.....*
.....-
.....%
.....%
.....%
.....&
.....&
.....(
.....)

fl 匕

fl 匕

fl 匕

fl 匕

| | |
|--|--|
| | |
|--|--|

fl Ț

| | |
|--|---------------------|
| | |
| | (* ž, (&ž+, (" &\$ |
| |)\$+ž-), ž*)+"+' |
| | &\$)ž-*%ă, -\$" \$% |
| | % %ă(-' ž&% "*) |
| | +, 'ž**&ž-) &' '(|

fl Ț

| | |
|--|----------------------|
| | |
| |)-ž-' (ž' \$- " +) |
| | &)ž&' +ž-% "(, |
| | %ă &+(ž(\$ \$" \$ \$ |
| |)\$(ž&\$*" %ă |
| | ! &ž%ă+ž) %ă', - |
| | ! %ăž') (ž* (" %ă |
| | +(ž(*, ž*+\$" '* |

fl Ț

| | &\$%\$ | &\$-\$ | | fP% | &\$\$, |
|--|----------------------|-----------------------|-----------------------|---------------------|--------------------------|
| | | | | | |
| | (ž+*)ž&&%ă) \$" "' (| 'ž%+žž-')ž*(' ") + | 'ž%+žž-')ž*(' ") + |) \$" &+% | (ž\$, ž' *, ž) (\$ " * + |
| |)\$+ž-), ž*)+"+' | ! '\$žžžž)ž)%("' & | \$ž)ž)%("' & | \$ \$%)ž*(' ") + | 'ž%+žž-')ž*(|

&\$%\$

| | | | | | |
|--|------------------------|--------------------------|---------------------------|------------|------------------------------|
| | %žž', ž, +-ž' -)' + | %žž+\$+žž', 'žž') -" * , | %žž+\$+žž', 'žž') -" * , | %(" \$- % | %žž+-+žž' -, žž) &- "') |
| | %žž (&žž' &(žž\$žž' &(| %žž&žž** , žž+ (" &(| %žž&žž+žž-, (žž' \$) " *' | %" (&% | %žž (, , žž* &žž* \$ (" &' |

| | | | | | |
|---|------------|-----------------|----------------|---------|-----------------|
| | &\$%\$ | &\$-\$ | | fP& | &\$\$, |
| | \$" (, % | ! \$" ') , ' , | ! \$" ' ' * &% | | \$") *' \$ |
| | \$" (, % | ! \$" ') , ' , | ! \$" ' ' * &% | | \$") *' \$ |
| | \$" ' \$++ | ! \$") &-) | ! \$") ' \$ (| | \$") &+ \$ |
| % | %žž")) % | ! %žž" - &% | ! %žž' %žž% | | %žž" * % |
| % | - " - ' % | ! %žž" %žž% | ! %žž" & % | | %žž" (+ % |
| | % , ' ' * | ! \$" &- *' | ! \$" &- *' | | ! %žž" \$* - \$ |
| | &\$%\$ | &\$-\$ | | fP& | &\$\$, |
| | ' "' &+- | & ,) , (| & , (- , | %" (&% | ' " (, ' \$ |

fl t
%

&

fl t
%

&

,

fl t
%

| | | | | &\$ž, ,) | | |
|----|---|----------|--------------------|-----------|----|-------------------|
| | | fP% | | | | |
| | | ' * " % | % (ž) \$&ž&\$, | \$ | \$ | |
| | | &\$" \$(| ,) ž * ' %ž\$(\$ | \$ | \$ | , %ž\$\$\$ž\$\$\$ |
| | | ' " * + | % ž * -, ž\$, * | | \$ | |
| | | &" * | %ž(* +ž, *) | | \$ | |
| | | % + * | +ž) &- ž% - | | \$ | |
| | | %) , | * ž + *) ž' \$\$\$ | | \$ | |
| | | % % + |) ž\$%ž&' % | | \$ | |
| | | \$" - % | ' ž, -- ž, ,) | | \$ | |
| fl | т | \$" + * | ' ž&(&ž() (| | \$ | |
| | | \$")' | &ž&, (ž, \$' | | \$ | |

| | | | | | | |
|--|--|--|--------------------|--|--|--|
| | | | | | | |
| | | | % (ž) \$&ž&\$, | | | |
| | | | ,) ž * ' %ž\$(\$ | | | |
| | | | % ž * -, ž\$, * | | | |
| | | | %ž(* +ž, *) | | | |
| | | | +ž) &- ž% - | | | |
| | | | * ž + *) ž' \$\$\$ | | | |
| | | |) ž\$%ž&' % | | | |
| | | | ' ž, -- ž, ,) | | | |

&\$%\$

| | | |
|------|-----------------|--|
| | | |
| fl 7 | ' ž&(&ž() (| |
| | &ž& (ž, \$' | |
| | %' &" ' " | |

&
fP&

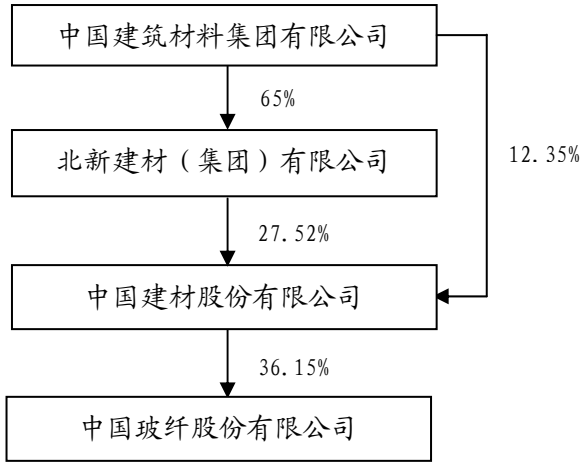
| | |
|--|----------------|
| | |
| | |
| | %,) * &(|
| | &ž*--ž) % ž% % |
| | |

fI&Ł

| | |
|--|-----------------------|
| | |
| | |
| | %, % - & |
| | ' ž+&' ž\$' , ž\$\$\$ |
| | |

fI 7

fI(7



| | | | | |
|--|--|------------|--|----------------------|
| | | | | |
| | | % , - * %+ | | % +ž\$\$\$\$\$\$\$\$ |

fl 七

| | | | | | | | | | |
|--|--|--|-----------------|----------|----------|--|--|--------|--|
| | | | | | | | | | |
| | | | () &\$\$) + &- | | | | | (" &* | |
| | | |) * &\$\$) + &- | %žžžžžž | %žžžžžž | | | (" &* | |
| | | | ((&\$\$* * , | | | | | (" &* | |
| | | |) + &\$\$) + &- | , ž) &\$ | , ž) &\$ | | | (" &* | |
| | | | (- &\$\$) + &- | %žž) - , | %žž) - , | | | (" &* | |

| | | | | | | | |
|--|--|--|----------------|-----------|-----------|--|-------|
| | | | (% &\$)\$ + &- | | | | (" &* |
| | | | +) &\$)\$ + &- | | | | + "%(|
| | | | *, &\$)\$ + &- | | | | + "%(|
| | | | (* &\$)\$ + &- | | | | + "%(|
| | | |)% &\$)\$ + &- | | | | (" &* |
| | | | (+ &\$)* * , | | | | (" &* |
| | | | *) &\$)\$ + &- | %&ž &ž% | %&ž &ž% | | (" &* |
| | | | ' * &\$)- , % | | | | %(" (|
| | | | ** &\$)\$ + &- | %ž &\$)\$ | %ž &\$)\$ | | %(" (|

)

%'

&\$)\$

#

&"

&\$)\$

' "

&\$)\$

("

&\$)\$

)"

&\$)\$

*"

&\$)\$

+"

&\$)\$

, "

- "

&\$)\$

AD5/VW

%\$"

&\$)\$

%&'

&\$)\$

%&"

&\$)\$

% "

&\$)\$

%("

&\$)\$

fl 7

| | | | |
|--|--|--|-------------|
| | | | |
| | | | &\$)\$! '\$ |
| | | | &\$)\$! '\$ |
| | | | %, -! \$* |
| | | | &\$)\$! '\$ |

&\$%\$

| | | | | |
|--|--|--|-------------|--|
| | | | &\$*\$! \$, | |
| | | | &\$)\$! \$ | |
| | | | &\$-\$! \$, | |
| | | | &\$)\$! \$ | |

)

fl 七

| | |
|--|--|
| | |
| | |

fl 七

| | | |
|--|--|--|
| | | |
| | | |
| | | |
| | | |
| | | |
| | | |

fl 七

| | |
|--|--|
| | |
| | |
| | |
| | |
| | |

&\$\$

| | |
|--|--------------|
| | |
| | |
| | ' % &\$\$ %& |

fl t

&\$\$

&\$\$

fl t

%

www! ggY" Vt'a" Vb

&

www! ggY" Vt'a" Vb

fl t

fl t

| | | | |
|--------|------------|--|-------------|
| | | | |
| &\$\$- | &\$\$ (&- | | &\$\$ ('\$ |

fl t

| | | | |
|---------|------------|--|-------------|
| | | | |
| &\$\$ % | &\$\$ % % | | &\$\$ % &\$ |
| &\$\$ & | &\$\$ %% % | | &\$\$ %% & |

fl t

%

&\$%\$

&\$%\$

&\$-\$

&\$%\$

(+*z)\$&"%)

)\$" &+%

(*z', (" &
&\$%\$

&\$z) - *"%

+

(

'")

&

&

&\$%\$

)

@ H

9*

9

9*

() \$\$

&\$%\$

%

&\$%\$



%

+\$

) \$\$

(\$%

&\$%\$

%

&

9*

V] Df c

9*

V] Df c

, *H

&\$%\$

%\$

>97

(

6A7

(

&\$%\$

%(z),)

7C8

) \$)

&\$%" *

&\$%\$

)

%

| | | | % | fP% | fP% | fP% |
|--|-----------------------|------------------------|-------------|---------------|----------------|--------|
| | (z(% z& ' z+\$ \$" &(| ' z%\$*z(' (z& , "- \$ | &- " * - % | () "' - % | % " &&% | % " (' |
| | &() z*+, z(), " &) | % ' z*) +z' (% - % | () " * \$ % |)(\$ " ' ' % | *') " \$ \$ % | + |

&

| | | |
|--|----------------------------|------------|
| | | % |
| | &ž &+ ' ž * &\$ž, * - " %& | * &' ,) % |
| | &ž' - \$ž' (%ž & - "' + | (&" % % |

| | | |
|--|------------------------|-----------|
| | -) \$ž)' , ž * &&" (\$ | % " -) % |
|--|------------------------|-----------|

*

f|&

| | | | | | |
|--|------------------------|--------------|----------------------|-------------|---------------|
| | | | | | |
| | % \$ž * - %' && | %\$" & % | % - ž * (&" % | % " , ' % | ! ' ")) % |
| | %&\$ž - * + "' - | + " %\$% | %&ž %& " \$& | , ") (% | ! % ((% |
| | %&ž - () " - * | + " &&% | - %ž \$+, " (& | * " * (% | \$) , % |
| | %ž \$) (ž - * ' ") % | * + " (* % | +, %ž (' - " (, |) + " \$%& | %\$ " () % |
| | (ž - + &' , % | \$ " ' &&% | , ' ž - * (" + % | * " % % | !) " , %& |
| | (+ * ž () + " +' | ' \$ " (+ % | ' + + ž , * , ") % | & + ") + % | & - \$ % |
| | %&* ž (%& * - | %& & % | , ' ž' (- " %& | & " , \$ % | , " (, % |
| | & \$ž + (' "' & | % (" +) % | %&* ž' %\$ " (') | %& " , * % | % - &&% |
| | ' ' (ž (% ") ') | && " , % | (' %ž) % " \$& | ' % (, % | ! %\$ " %\$ % |
| | %ž) * ' ž , , + " - (| | %ž' + \$ž + * , "' (| | |

5"

6"

7"

8"

9"

: "

; "

< "

= "

f|&

| | | | |
|--|-------------------|-------------------|-------------|
| | (+ * ž) \$&" %& | ' %&ž \$- ' ") * |) \$" & + % |
| | (* ž' , (" & | ! ' - ž - % " & | |
| | %&ž % % + % | , ž % ' " * \$ | (- " %& % |
| | (&ž (, - " & | ' %ž (* , " + , | ') " \$&&% |
| | &ž' +) "') | &ž) , (") \$ | ! , " \$- % |

| | | | |
|--|---------------|---------------|--------------|
| |)ž&*+"*+ | &ž+&' " (- | - ' " (&% |
| |)ž' +*"*\$ | %\$ž (' " &' | ! (, ") &% |
| | - *) " \$% |) & " (- | , ' " * (% |
| | *ž) \$) " , + | ! ' ž' +\$) - | |

5"

6"

7"

8"

9"

: "

; "

< "

= "

+

+, ' ž**&ž-) &' (ž

!%&*ž* &&ž\$ (% , &

! , &&ž , \$ž) , &' * ž

!%ž' (*ž(-' ž\$& " - &

! () \$ž' \$+ž\$\$ (" +%

&ž\$-%ž' -%ž, (' "%

ž

,

-

fP&

&)ž*&\$" , %

)%&

%ž) \$*ž& &' +(

(+ž, ' -") &

fI&

-ž\$\$\$

-+" &&%

&(ž(, \$" (,

&ž%&+" - \$

%\$

fI Ł

%

-, ", \$%

%

&

&\$%& &\$%

&\$%&
%

%'

&\$! &)

&) %

+\$%

C7V DD) >A
+(%

(

&

%

&

,

(&\$%

,

(

%

&

,

fl t

%

&

| | | |
|-------|-------------------------------------|----------------|
| | | |
| % +Z, | + , - , Z%&)" - * , -- Z%+)" " , | + , &\$%\$ & + |
| '") | +Z')% % | &\$%\$) |
| & | &(Z&("*" (\$ | &\$%\$ + |

fl t

%
([&\$%\$] %)*
&\$-\$
&\$-\$ &Z\$* +Z- (-" &+
&\$-\$ ' Z* , (Z' * , " *% &\$-\$
& %Z*%Z(% " ' (&\$-\$
& &\$-\$ (' %

&\$%\$ [&\$%\$] &)
&\$-\$ &\$-\$
&\$-\$ &' \$Z- , +Z , + " * , &\$-\$
&\$-\$ %Z+Z, \$' Z, &&" +&
([&\$%\$] %)
&\$%\$ [&\$%\$] &)

fl t
%

| | | | |
|--|---------------|--|--------------|
| | | | |
| | &\$%\$ ' &- | | &\$%\$ ' ' % |
| | &\$%\$ (* | | &\$%\$ (, |
| | &\$%\$ (&& | | &\$%\$ (&* |
| | &\$%\$ * , | | &\$%\$ * - |
| | &\$%\$ + %& | | &\$%\$ + % |
| | &\$%\$, % | | &\$%\$, &\$ |
| | &\$%\$ - &\$ | | &\$%\$ - &+ |
| | &\$%\$ %\$ &* | | &\$%\$ %\$ & |

&

% &\$-\$
&\$-\$

&\$%\$

& &\$%\$ %
&\$%\$ %
(' %
' &\$%\$ &
&\$%\$ &

(- %

,

&\$%\$

%

&\$%\$

&\$%\$

&

&\$%\$

&\$%

(

&\$%

)

A

&

fl 匕

&\$%\$

fl 匕

&\$-\$ %& %+

&\$-\$ %%

&\$%\$ % %

&\$%\$ %

&\$%\$ % &+

&\$%\$ %

&\$-\$ %& &\$%\$ %
&\$%\$! \$\$\$ &\$%\$! \$\$(\$

&\$-\$! \$' &

&\$%\$ %

%& ' %

&' " +) %
' , %

&\$%)

% " * +%

&\$%* % *

&\$%\$ %

&\$%\$ \$\$\$

&\$%\$ '

&\$%* ' %)

% " , %
(' " * %

fl 匕

fl 匕

fl Ț

%

| | | | | | | | | |
|------------------------------------------------------------------|------|-------------|------------|--|--|--|--|---|
| | | | | | | | | |
| | (-% | # | &'ž+(, "-, | | | | | |
| D! 8 ;`UggY]XYb ; aV< CgWUhz D! 8 =bhYf[`Ug HVVbc`c[]Yg 5; |)\$% | &\$%\$ * | %&*, | | | | | # |
| FYZfUWwcf]Yg @hc ; aV< D! 8 =bXi ghf]Yg ; aV< | -' % | &\$%\$ * |)&% | | | | | |

(-%

&\$%\$

&

&\$%\$

&\$%\$! &\$%&

&\$%\$

&

| | | | | | | | | | | |
|-------|----------------|---------|----------------|------------------|--|--|--|--|--|---------|
| | | | | | | | | | | (%) |
| ' \$% | &\$%\$" %&"' % | (*%\$"(| *' +ž, % " , * | (' ž*)ž*+' "' +' | | | | | | -") , % |

fl 匕

%

| | | | | 2010 | | 2009 | |
|--|--|---|---|-----------------------|-----------|---------------------|-----------|
| | | | | | % | | % |
| | | | | %)ž) - &ž&\$)" +& | ' "\$+% | %%ž(-)ž*(&" , \$ | ' "&+% |
| | | | | &ž, &(ž+' &" \$& | \$" (- % | %ž\$) - ž%+" (% | \$")&% |
| | | | | &ž*(&"*(| +" \$' % | | |
| | | | | (ž(' \$" \$\$ |)" (, % | | |
| | | | | +, ž(' ' ž, &*" & | * ("*) % | | |
| | | | | %%ž, *+ž), -") , | - "%+% | | |
| | | \ | \ | -ž&- +ž+, &" +& | \$" &\$% | , ž) &-ž) * , ") \$ | \$" & % |
| | | | | (ž%(+ž) **''' | \$" ' +% | | |
| | | \ | \ | %(' ž+) - ž' % "' & | ' "\$&% | % ž,) , ž&\$" \$- | \$" *) % |
| | | | | (ž, &)ž*, +" - % | \$" (' % | | |
| | | | | % &ž\$))" %& | \$") &% | | |
| | | \ | \ | ' ' ž, ' -ž' \$+)" \$ | ' "' (, % | ' ž, **ž*(&" , | (" % % |
| | | | | , *ž, --ž, (-" &* | (") \$% | -)ž*(, ž% "- , , | &" +&% |
| | | | | | | %)ž & +") | \$" % % |
| | | | | &&+ž%&ž) &&" - (| &\$" &(% | %ž(-))ž-&" *\$ | % " \$, % |
| | | | | %(ž-, *ž(&+" % | ** \$- % | %)ž)) &ž, ' "' (\$ | % (+% |
| | | | | &&ž, \$\$ž+*("*(| \$" (- % | %)ž*, *ž' *%'"** | \$" (%& |

' \$ž&(' ž' +\$" *'

&

| | | | | | | | | |
|--|----|--|---------|--|------------------|-----------------|----------------|--|
| | | | | | | | | |
| | | | %%) \$% | | ' , ž' ' '* &- | * , ž- (%%& | * , ž- (%' \$- | |
| |)% | | %%% | | ' *ž** - " (- | *)ž- (" ", | *)ž- (" "**) | |
| | | | ' ' % | | %&&) - " * +- + | %&&*% &* \$\$\$ | %) | |

,

(

fl 7

%

%\$

%\$

fP&

fI&t


fl 7

&

&\$\$

| | | | | | | | | | | | | | | |
|-------|--|--|---------------|------------|------------|------------|--|--|--|-------------------------|--|--|--|--|
| | | | | (|) | | | | | | | | | |
| | | | 2,160,000,000 | 2009-6-24 | 2009-6-24 | 2017-9-22 | | | | | | | | |
| | | | 1,744,800,000 | 2004-6-25 | 2004-6-25 | 2015-12-22 | | | | | | | | |
| | | | 318,000,000 | 2009-12-14 | 2009-12-14 | 2012-1-5 | | | | | | | | |
| | | | | | | | | | | &ž%ž'ž*&ž\$\$\$\$žž | | | | |
| 5 | | | | | | | | | | %ž(\$%ž&ž-ž+'("%ž | | | | |
| | | | | | | | | | | &ž\$%žž\$\$\$\$žžžžžžžž | | | | |
| 6 | | | | | | | | | | %ž(,)ž\$-ž\$\$\$\$žž | | | | |
| 5ž6 | | | | | | | | | | &ž,,*ž'\$(\$ž+'("%ž | | | | |
| fPž | | | | | | | | | | &ž&ž'-'% | | | | |
| | | | | | | | | | | \$"žž | | | | |
| +\$ | | | | | | | | | | +'-ž)žžžžžžžžžž | | | | |
|)\$ | | | | | | | | | | %ž(')ž*(&ž+'''\$) | | | | |
| 7ž8ž9 | | | | | | | | | | &ž%ž)ž%(&ž+'''\$) | | | | |

&\$%



&\$%! &\$%&

&\$%

(- % &\$%& &\$%&)' ž - & ++ž \$, *

&\$%&

&\$%&

' *ž ')

)' ž - &

++ž \$, *

| | | | |
|--------|--|---------------|-------------------|
| | | | |
| | | &\$%\$ % &- | www\ ggY" Vta" Vb |
| | | &\$%\$ ' - | www\ ggY" Vta" Vb |
| | | &\$%\$ ' %) | www\ ggY" Vta" Vb |
| | | &\$%\$ ' && | www\ ggY" Vta" Vb |
| | | &\$%\$ ' &- | www\ ggY" Vta" Vb |
| | | &\$%\$ ' ' % | www\ ggY" Vta" Vb |
| | | &\$%\$ ' ' % | www\ ggY" Vta" Vb |
| &\$-\$ | | &\$%\$ ' ' % | www\ ggY" Vta" Vb |
| & | | &\$%\$ ' ' % | www\ ggY" Vta" Vb |
| | | &\$%\$ ' ' % | www\ ggY" Vta" Vb |
| | | &\$%\$ ' ' % | www\ ggY" Vta" Vb |
| &\$%\$ | | &\$%\$ ' ' % | www\ ggY" Vta" Vb |
| | | &\$%\$ ' ' % | www\ ggY" Vta" Vb |
| | | &\$%\$ (* | www\ ggY" Vta" Vb |
| | | &\$%\$ (, | www\ ggY" Vta" Vb |
| | | &\$%\$ (, | www\ ggY" Vta" Vb |
| | | &\$%\$ (&* | www\ ggY" Vta" Vb |
| | | &\$%\$ (&* | www\ ggY" Vta" Vb |
| | | &\$%\$ (&* | www\ ggY" Vta" Vb |
| &\$-\$ | | &\$%\$ (' \$ | www\ ggY" Vta" Vb |
| | | &\$%\$) %% | www\ ggY" Vta" Vb |
| | | &\$%\$ * - | www\ ggY" Vta" Vb |
| | | &\$%\$ * - | www\ ggY" Vta" Vb |

| | | | |
|--------|--|--------------|-------------------|
| | | &\$%\$ * - | www\ ggY" Vta" Vb |
| | | &\$%\$ * - | www\ ggY" Vta" Vb |
| | | &\$%\$ + - | www\ ggY" Vta" Vb |
| | | &\$%\$ + % | www\ ggY" Vta" Vb |
| | | &\$%\$ + % | www\ ggY" Vta" Vb |
| &\$%\$ | | &\$%\$ + &+ | www\ ggY" Vta" Vb |
| | | &\$%\$, %\$ | www\ ggY" Vta" Vb |
| | | &\$%\$, &\$ | www\ ggY" Vta" Vb |
| | | &\$%\$, &\$ | www\ ggY" Vta" Vb |
| | | &\$%\$, &\$ | www\ ggY" Vta" Vb |
| | | &\$%\$, &\$ | www\ ggY" Vta" Vb |
| | | &\$%\$, &% | www\ ggY" Vta" Vb |
| | | &\$%\$ - - | www\ ggY" Vta" Vb |
| | | &\$%\$ - &% | www\ ggY" Vta" Vb |
| | | &\$%\$ - &+ | www\ ggY" Vta" Vb |
| | | &\$%\$ - &+ | www\ ggY" Vta" Vb |
| | | &\$%\$ - &+ | www\ ggY" Vta" Vb |
| &\$%\$ | | &\$%\$ - &+ | www\ ggY" Vta" Vb |
| &\$%\$ | | &\$%\$ %\$ & | www\ ggY" Vta" Vb |
| | | &\$%\$ %\$ & | www\ ggY" Vta" Vb |
| | | &\$%\$ %\$ & | www\ ggY" Vta" Vb |
| | | &\$%\$ %\$ & | www\ ggY" Vta" Vb |
| | | &\$%\$ %\$ & | www\ ggY" Vta" Vb |
| &\$%\$ | | &\$%\$ %\$ & | www\ ggY" Vta" Vb |

&\$%\$

| | | | |
|--|---------|---------------|-------------------|
| | | | |
| | ; =6GCB | &\$%\$ %& + | www' ggY" Vta" Vb |
| | | &\$%\$ %& + | www' ggY" Vta" Vb |
| | | &\$%\$ %& &\$ | www' ggY" Vta" Vb |
| | | &\$%\$ %& &' | www' ggY" Vta" Vb |

&\$%

%

&

,

&\$% ' %*

')

SJ[2011]777

12 31

2010

“ ”

2010

2006 2 15
1

2

3

2010

2006 2 15
2010 12 31

[]

| | | | | | |
|-----------------------|-----------------------|----------------------|----------------------|----|---|
| 1, 606, 912, 178. 08 | 1, 896, 421, 270. 78 | 244, 389, 137. 64 | 207, 630, 755. 84 | 1 | |
| 435, 368, 763. 27 | 256, 955, 377. 87 | | | 2 | |
| 1, 109, 673, 906. 00 | 1, 171, 190, 198. 68 | | | 3 | |
| 174, 934, 832. 07 | 281, 840, 276. 82 | | | 4 | |
| 142, 104, 067. 85 | 48, 543, 255. 02 | 664, 874, 960. 56 | 395, 815, 346. 15 | 5 | 1 |
| 1, 129, 459, 629. 73 | 910, 784, 246. 51 | | | 6 | |
| 4, 598, 453, 377. 00 | 4, 565, 734, 625. 68 | 909, 264, 098. 20 | 603, 446, 101. 99 | | |
| 22, 322, 382. 44 | 22, 560, 000. 00 | | - | 7 | |
| | - | | - | | |
| | - | | - | | |
| | - | | - | | |
| 105, 222, 218. 02 | 174, 237, 930. 24 | 950, 888, 554. 93 | 952, 376, 279. 72 | 8 | 2 |
| | - | | | | |
| 10, 549, 635, 073. 04 | 7, 814, 394, 751. 98 | 1, 871, 218. 48 | 2, 129, 084. 01 | 9 | |
| 49, 728, 071. 24 | 839, 647, 136. 25 | | - | 10 | |
| | - | | - | | |
| | - | | - | | |
| | - | | - | | |
| | - | | - | | |
| 242, 309, 676. 84 | 212, 111, 574. 77 | | - | 11 | |
| | - | | - | | |
| 11, 782, 175. 81 | 16, 678, 380. 56 | 5, 939, 862. 94 | 6, 309, 810. 58 | 12 | |
| 12, 038, 272. 50 | 6, 507, 774. 24 | 7, 359, 945. 97 | 7, 359, 945. 97 | 13 | |
| 47, 388, 148. 48 | 55, 811, 185. 96 | | | 14 | |
| | - | | | | |
| 11, 040, 426, 018. 37 | 9, 141, 948, 734. 00 | 966, 059, 582. 32 | 968, 175, 120. 28 | | |
| 15, 638, 879, 395. 37 | 13, 707, 683, 359. 68 | 1, 875, 323, 680. 52 | 1, 571, 621, 222. 27 | | |

| | | | | | |
|---|----------------------|----------------------|------------------|------------------|----|
| | 4, 765, 021, 506. 34 | 3, 170, 935, 643. 57 | - | - | |
| : | 4, 765, 021, 506. 34 | 3, 170, 935, 643. 57 | | | 34 |
| | 4, 353, 855, 456. 32 | 3, 609, 236, 406. 67 | 64, 847, 526. 79 | 54, 881, 111. 77 | |
| : | 3, 285, 416, 515. 12 | 2, 705, 716, 024. 58 | | - | 34 |
| | | - | | - | |
| | | - | | - | |
| | | - | | - | |
| | | - | | - | |
| | | - | | - | |
| | | - | | - | |
| | 17, 004, 033. 47 | 7, 889, 640. 49 | | - | 35 |
| | 121, 317, 073. 51 | 81, 335, 991. 99 | | - | 36 |
| | 4240> | | | - | |

4, 774, 034, 852.48 2, 345, 433, 265.16

| | | | | |
|---------------------|---------------------|-----------------|---------------------|----|
| 5, 693, 385.53 | 67, 353, 289.67 | | | |
| 208, 876, 681.65 | 278, 017, 543.53 | 29, 751, 754.23 | 1, 063, 278, 354.28 | 47 |
| 4, 988, 604, 919.66 | 2, 690, 804, 098.36 | 29, 751, 754.23 | 1, 063, 278, 354.28 | |
| 3, 066, 648, 735.49 | 2, 011, 581, 842.79 | | | |

| | | | | | | | | | | |
|-------|----------------|---------------|---|---|----------------|---|----------------|---------------|------------------|------------------|
| | | | | | | | | | | |
| | | | | | | | | | | |
| | 427,392,000.00 | 70,949,173.93 | - | - | 127,839,814.16 | - | 602,284,932.06 | -6,797,245.91 | 1,371,242,876.62 | 2,592,911,550.86 |
| | | | | | | | | | | - |
| | | | | | | | | | | - |
| | 427,392,000.00 | 70,949,173.93 | - | - | 127,839,814.16 | - | 602,284,932.06 | -6,797,245.91 | 1,371,242,876.62 | 2,592,911,550.86 |
| " - " | - | -5,193,186.54 | - | - | - | - | 205,961,890.01 | -113,375.47 | 247,334,878.59 | 447,990,206.59 |
| | - | - | - | - | - | - | 205,961,890.01 | | 236,938,109.42 | 442,899,999.43 |
| | - | | | | | | | -113,375.47 | -1,556,273.73 | -1,669,649.20 |
| | - | - | - | - | - | - | 205,961,890.01 | -113,375.47 | 235,381,835.69 | 441,230,350.23 |
| | - | - | - | - | - | - | - | - | 7,713,882.82 | 7,713,882.82 |
| 1. | - | - | - | - | - | - | - | - | 7,713,882.82 | 7,713,882.82 |
| 2. | - | - | - | - | - | - | - | - | | - |
| 3. | - | - | - | - | - | - | - | - | | - |
| | - | - | - | - | - | - | - | - | -137,211.44 | -137,211.44 |
| 1. | - | - | - | - | - | - | - | - | | - |
| 2. | - | - | - | - | - | - | - | - | | - |
| 3. | - | - | - | - | - | - | - | - | -137,211.44 | -137,211.44 |
| 4. | - | - | - | - | - | - | - | - | | - |
| | - | - | - | - | - | - | - | - | | - |
| 1. | - | - | - | - | - | - | - | - | | - |
| 2. | - | - | - | - | - | - | - | - | | - |
| 3. | - | - | - | - | - | - | - | - | | - |
| 4. | - | - | - | - | - | - | - | - | | - |
| () | - | - | - | - | - | - | - | - | | - |
| 1. | - | - | - | - | - | - | - | - | | - |
| 2. | - | - | - | - | - | - | - | - | | - |
| | - | -5,193,186.54 | - | - | - | - | - | - | 4,376,371.52 | -816,815.02 |
| | 427,392,000.00 | 65,755,987.39 | - | - | 127,839,814.16 | - | 808,246,822.07 | -6,910,621.38 | 1,618,577,755.21 | 3,040,901,757.45 |

:

| | | | | | | | | | | |
|------|----------------|-----------------|---|---|----------------|---|-----------------|-----------------|------------------|------------------|
| | 427,392,000.00 | 188,752,996.64 | - | - | 127,839,814.16 | - | 753,370,447.13 | -8,728,653.69 | 1,868,086,416.24 | 3,356,713,020.48 |
| | - | - | - | - | - | - | 2,067,949.27 | - | -2,067,949.27 | - |
| | - | - | - | - | - | - | - | - | - | - |
| | 427,392,000.00 | 188,752,996.64 | - | - | 127,839,814.16 | - | 755,438,396.40 | -8,728,653.69 | 1,866,018,466.97 | 3,356,713,020.48 |
| " -" | - | -117,803,822.71 | - | - | - | - | -153,153,464.34 | 1,931,407.78 | -494,775,590.35 | -763,801,469.62 |
| | - | - | - | - | - | - | -153,153,464.34 | - | -113,146,142.25 | -266,299,606.59 |
| | - | - | - | - | - | - | - | 1,931,407.78 | 5,710,897.15 | 7,642,304.93 |
| | - | - | - | - | - | - | -153,153,464.34 | 1,931,407.78 | -107,435,245.10 | -258,657,301.66 |
| | - | - | - | - | - | - | - | - | -243,731,333.00 | -243,731,333.00 |
| | - | - | - | - | - | - | - | -243,731,333.00 | -243,731,333.00 | - |

1.

:

| | | | | | | | | | |
|-------|----------------|---------------|---|---|---------------|---|-----------------|---|----------------|
| | 427,392,000.00 | 53,696,990.29 | - | - | 12,038,936.11 | - | -131,645,174.82 | - | 361,482,751.58 |
| | - | - | - | - | - | - | - | - | - |
| | - | - | - | - | - | - | - | - | - |
| | 427,392,000.00 | 53,696,990.29 | - | - | 12,038,936.11 | - | -131,645,174.82 | - | 361,482,751.58 |
| " - " | - | - | - | - | - | - | -66,334,880.60 | - | -66,334,880.60 |
| | - | - | - | - | - | - | -66,334,880.60 | - | -66,334,880.60 |
| | - | - | - | - | - | - | - | - | - |
| | - | - | - | - | - | - | -66,334,880.60 | - | -66,334,880.60 |
| | - | - | - | - | - | - | - | - | - |
| 1. | - | - | - | - | - | - | - | - | - |
| 2. | - | - | - | - | - | - | - | - | - |
| 3. | - | - | - | - | - | - | - | - | - |
| | - | - | - | - | - | - | - | - | - |
| 1. | - | - | - | - | - | - | - | - | - |
| 2. | - | - | - | - | - | - | - | - | - |
| 3. | - | - | - | - | - | - | - | - | - |
| 4. | - | - | - | - | - | - | - | - | - |
| | - | - | - | - | - | - | - | - | - |
| 1. | - | - | - | - | - | - | - | - | - |
| 2. | - | - | - | - | - | - | - | - | - |
| 3. | - | - | - | - | - | - | - | - | - |
| 4. | - | - | - | - | - | - | - | - | - |
| () | - | - | - | - | - | - | - | - | - |
| 1. | - | - | - | - | - | - | - | - | - |
| 2. | - | - | - | - | - | - | - | - | - |
| | - | - | - | - | - | - | - | - | - |
| | 427,392,000.00 | 53,696,990.29 | - | - | 12,038,936.11 | - | -197,980,055.42 | - | - |

:

| | | | | | | | | |
|----------------|---------------|---|---|---------------|---|-----------------|---|----------------|
| 427,392,000.00 | 53,696,990.29 | - | - | 12,038,936.11 | - | -124,468,780.85 | - | 368,659,145.55 |
| - | - | - | - | - | - | - | - | - |
| - | - | - | - | - | - | - | - | - |
| 427,392,000.00 | 53,696,990.29 | - | - | 12,038,936.11 | - | -124,468,780.85 | - | 368,659,145.55 |
| - | - | - | - | - | - | -7,176,393.97 | - | -7,176,393.97 |
| - | - | - | - | - | - | -7,176,393.97 | - | -7,176,393.97 |
| - | - | - | - | - | - | - | - | - |
| - | - | - | - | - | - | -7,176,393.97 | - | -7,176,393.97 |
| - | - | - | - | - | - | - | - | - |
| - | - | - | - | - | - | - | - | - |

" - "

1.

2.

°

Z

Z

Z

Z

2010

1

| | | | | | | | | | |
|------|------|-------------|-------|-----|--------|--------|-----------------|---------|----------|
| " | ") | 1998 | 8 | 31 | " | " | " | " | " |
| | | | | () | | | (1998) | 544 | " |
| | | | | | | | | | |
| | | | | 10 | | | 1.00 | | |
| | | | | | | | 110000009797733 | | |
| | | | | | 14,000 | 1999 | 3 | 5 | |
| " | | [1999] | 21 | " | | | | | A 7,000 |
| 1999 | 4 | 22 | | | | [1999] | 18 | | |
| | | | | | | | 21,000 | 2000 | 8 25 |
| | | | | | | | 21,000 | | 10 |
| 0.6 | | | | | 1,260 | 2001 | 9 | 28 | |
| | 2001 | 477-1 | 478-1 | 356 | | | | | |
| | | | | | | | 9,434,000.00 | | |
| | | | | | 2002 | 5 | 30 | | 2002 185 |
| | | | 2003 | 11 | 5 | | | | |
| | | 22,260 | | 10 | 6 | | | | 13,356 |
| 2004 | 6 | 29 | | | | | | | 35,616 |
| | | 10 | 1 | 1 | | | | 7,123.2 | |
| | | | | | 2010 | 12 | 31 | | |
| | | 427,392,000 | | | | | | | |
| 2004 | 12 | 6 | | | 2004 | | | | |
| " | | | " | " | " | " | " | " | " |

2

3

4

()

5

“ ” “ ” “ ”
“ ” 2 19

1

2006

2 15

38

“ ”

2

3

1 1 12 31

4



8

5

:

:

6

1

2

3

4

7

3

8

1

2

" "

9

(1)

(2)

(3)

(5)

(6)

10

1

1000

100

2

| | | | (%) | (%) |
|-----|---|--|-----|-----|
| 1 | 1 | | 1 | 1 |
| 1 2 | 2 | | 7 | 7 |
| 2 3 | 3 | | 20 | 20 |
| 3 4 | 4 | | 40 | 40 |
| 4 5 | 5 | | 70 | 70 |
| 5 | | | 100 | 100 |

3

11

1

2

3

4

5

12

1

2 :

3

20

50

20

A.

B.

C.

D.

E.

4

13

1

2

5%

30

3.16%

10

14

20

| | % | % |
|-------|---|----------|
| 10—40 | 5 | 2 38—9.5 |
| 14 | 5 | 6.79 |
| 12 | 5 | 7.92 |
| 8 | 5 | 11.88 |
| 8 | 5 | 11.88 |

" "

15

16

1

2

3

3

17

3

2

1

4

5

18



5

4

23.5

5-10

19

1

2

3

20

1

2

3

21

1

2

1

22

23

1

2

75% 75%

90% 90%

3

4

25

1

17%

2

3%

5% 3%

5%

3

1%

7% 1%

7%

4

3%

5

1

25%

2

2004 69

2009-2013

50%

3

2008 12 11

309

2008

[2008] 314

3

2010

15%

4

2000 10 26

" [2000] 33 "

2007 12 26

" 2007 39 "

2010

15%

5

2006 154

25%

2007 39

, 2008 1 1

" " "

2008

2008

"

"

2010 12 5%

6

[2007] 39

2008 18%

2009 2011

20% 22% 24% 2012

25%

7

8

6

70%

1. 2%

12%

7

1

1

9000

8749.80

0

51% 51% 1, 576, 944, 899. 72

97. 22% 97. 22% 1, 944, 242. 34

2

44000

"

44000

-

"

1500

1500

64990. 07

64990. 07

-

"

"

400

240

-

900

770

-

60

18. 5

-

| | | |
|------|------|---|
| 50 | 30 | - |
| 200 | 120 | - |
| 72.5 | 43.5 | - |
| 100 | 60 | - |
| 12.5 | 7.5 | - |
| 50 | 30 | - |
| 50 | 37.5 | |
| 50 | 25.5 | |

| | | |
|------|------|--------------|
| 100% | 100% | |
| 100% | 100% | |
| 100% | 100% | |
| 60% | 60% | 7,761,429.03 |
| 100% | 100% | |
| 60% | 60% | 3,004,060.26 |
| 60% | 60% | 2,299,075.49 |
| 60% | 60% | 5,538,934.37 |
| 60% | 60% | |

| | | |
|-----|-----|-----------------|
| 60% | 60% | 4, 173, 623. 57 |
| 60% | 60% | |
| 60% | 60% | 2, 116, 798. 05 |
| 75% | 75% | 1, 145, 355. 08 |
| 51% | 51% | 2, 760, 561. 15 |

100%

3

650

325

500

400

| | | |
|-----|------|-----------------|
| 50% | 100% | 7, 368, 205. 93 |
| 80% | 80% | 1, 265, 618. 68 |

2

2950

IT

2743

500

521

100% 100%

93% 93%

2, 254, 951. 54

2

1

2

2

1

1

1

3

1

254, 116, 315. 64

80, 908, 577. 84

32, 213, 593. 45

-5, 958, 517. 59

4, 581, 420. 31

1, 290, 157. 51

5, 633, 798. 27

1, 301, 171. 51

2

4

| | |
|----------------|------------|
| 22,185,095.34 | 637,818.86 |
| -11,331,347.18 | 0 |
| -35,437.10 | 0 |

1

1

| | |
|----------|----------|
| 6.6227 | 6.7255 |
| 1.0016 | 0.9636 |
| 0.005815 | 0.005831 |
| 0.1468 | 0.1473 |
| 8.8065 | 9.3018 |
| 0.8509 | 0.8657 |
| 6.6227 | 6.7255 |
| 8.8065 | 9.3018 |
| 6.6723 | 6.5962 |
| 8.8065 | 9.3018 |
| 6.6227 | 6.7255 |

1 6.6227

| | | | | | |
|------------|----------|--------------|------------|---------|------------|
| | | 1,182,379.73 | | | 597,692.60 |
| 961,220.92 | 1.0000 | 961,220.92 | 575,590.54 | 1.0000 | 575,590.54 |
| 1,017.02 | 6.6227 | 6,735.42 | | | |
| 140.68 | 8.8065 | 1,238.90 | | | |
| 727,884.58 | 0.1468 | 106,853.46 | | | |
| 544,650.00 | 0.005815 | 3,167.14 | 307,690.00 | 0.00586 | 1,803.06 |

| | | | | | |
|----------------|----------|-------------------------|------------------|---------|-------------------------|
| 104,438.70 | 0.8509 | 88,866.89 | 7,186.46 | 0.8806 | 6,328.40 |
| 2,142.74 | 6.6723 | 14,297.00 | 2,142.73 | 6.5200 | 13,970.60 |
| - | | 1,242,582,467.64 | | | 1,541,437,834.68 |
| 992,977,573.02 | 1.0000 | 992,977,573.02 | 1,327,855,469.84 | 1.0000 | 1,327,855,469.84 |
| 29,565,402.34 | 6.6227 | 195,802,790.10 | 27,797,486.38 | 6.8282 | 189,806,796.50 |
| 5,018,717.69 | 8.8065 | 44,197,337.34 | 831,880.54 | 9.7971 | 8,150,016.84 |
| 19,922,234.13 | 0.1468 | 2,924,583.96 | 22,355,610.00 | 0.1478 | 3,304,159.16 |
| 535,912,237.00 | 0.005815 | 3,116,329.66 | 1,308,048,649.00 | 0.00586 | 7,665,165.08 |
| 1,359,942.19 | 1.0016 | 1,362,118.10 | 1,145,991.06 | 0.9256 | 1,060,729.33 |
| 12,616.87 | 0.8509 | 10,735.69 | 416,019.50 | 0.9364 | 389,560.66 |
| 328,372.49 | 6.6723 | 2,190,999.77 | 491,708.17 | 6.5200 | 3,205,937.27 |
| - | | 363,147,330.71 | | | 354,385,743.50 |
| 363,146,682.60 | 1.0000 | 363,146,682.60 | 354,385,743.43 | 1.0000 | 354,385,743.43 |
| | | | 0.01 | 6.8282 | 0.07 |
| 73.59 | 8.8065 | 648.11 | | | |
| | | <u>1,606,912,178.08</u> | | | <u>1,896,421,270.78</u> |

2

| | |
|-----------------------|-----------------------|
| 211,985.13 | 253,920.17 |
| 15,000,000.00 | |
| 142,901,993.98 | 215,947,179.36 |
| 146,064,700.00 | 114,500,000.00 |
| 8,968,651.60 | 23,684,643.97 |
| 50,000,000.00 | |
| <u>363,147,330.71</u> | <u>354,385,743.50</u> |

1

15 4 26 4

2

2

1

| | | | | | |
|--|--|--|--|-----------------------|-----------------------|
| | | | | 428,242,856.51 | 253,857,692.09 |
| | | | | 7,125,906.76 | 3,097,685.78 |
| | | | | <u>435,368,763.27</u> | <u>256,955,377.87</u> |

(2) 2010 12 31 5% 5%

(3)

| | | | | | | |
|--|--|--|--|------------|------------|-------------------|
| | | | | 2010/05/07 | 2010/11/07 | 50,000.00 |
| | | | | 2010/05/20 | 2010/11/20 | 50,000.00 |
| | | | | 2010/06/28 | 2010/12/28 | 100,000.00 |
| | | | | 2010/05/30 | 2010/11/30 | 160,000.00 |
| | | | | | | <u>360,000.00</u> |

(4) 2010 12 31 647 151,330,767.73

| | | | | | | |
|--|--|--|--|------------|------------|--------------|
| | | | | 2010/09/07 | 2011/03/07 | 2,500,000.00 |
| | | | | 2010/12/03 | 2011/06/03 | 2,000,000.00 |
| | | | | 2010/11/25 | 2011/05/25 | 2,000,000.00 |
| | | | | 2010/08/28 | 2011/02/28 | 1,780,000.00 |
| | | | | 2010/11/30 | 2011/05/30 | 1,690,000.00 |

(5) 2010 12 31 26,598,349.14 (2009
12 31 0.00) 26,598,349.14 17 4

3

1

| | | | | | | | |
|------------------|---------|---------------|-------|-------------------|---------|----------------|-------|
| 1,154,728,968.92 | 100.00% | 45,055,062.92 | 3.90% | 1,220,088,346.370 | 100.00% | 48,898,147.69. | 4.01% |
|------------------|---------|---------------|-------|-------------------|---------|----------------|-------|

5

6

6 2010 12 31

43,217,118.93

42,784,947.74

37,000,000.00

17 4

7

2,029,021.87

4

1

| | | | | | | | |
|-----|---|-----------------------|----------------|---------------------|-----------------------|----------------|---------------------|
| 1 | 1 | 126,122,039.80 | 71.14% | 60,067.86 | 268,046,046.16 | 93.88% | |
| 1-2 | 2 | 24,321,480.61 | 13.72% | 10,348.78 | 8,109,251.71 | 2.84% | 2,265,592.47 |
| 2-3 | 3 | 8,764,477.58 | 4.94% | 527,523.30 | 8,266,983.95 | 2.90% | 1,405,286.13 |
| 3 | | 18,090,800.33 | 10.20% | 1,766,026.31 | 1,088,873.60 | 0.38% | |
| | | <u>177,298,798.32</u> | <u>100.00%</u> | <u>2,363,966.25</u> | <u>285,511,155.42</u> | <u>100.00%</u> | <u>3,670,878.60</u> |

2

| | | | | | | |
|--|--|--|--|--|----------------------|---|
| | | | | | 10,777,173.50 | 1 |
| | | | | | 8,091,353.14 | 1 |
| | | | | | 4,000,000.00 | 1 |
| | | | | | 3,528,000.05 | 1 |
| | | | | | 3,315,809.22 | 1 |
| | | | | | <u>29,712,335.91</u> | |

3 2010 12 31

5% 5%

4

6

5
5
1

3,781,661.08

| | | | | | | | |
|-----------------------|----------------|---------------------|--------------|----------------------|----------------|----------------------|---------------|
| 146,759,797.90 | 97.76% | 8,021,159.78 | 5.47% | 64,079,676.29 | 100% | 15,536,421.27 | 24.25% |
| 146,759,797.90 | 97.76% | 8,021,159.78 | 5.47% | 64,079,676.29 | 100% | 15,536,421.27 | 24.25% |
| 3,366,151.64 | 2.24% | 721.91 | 0.02% | | | | |
| <u>150,125,949.54</u> | <u>100.00%</u> | <u>8,021,881.69</u> | <u>5.34%</u> | <u>64,079,676.29</u> | <u>100.00%</u> | <u>15,536,421.27</u> | <u>24.25%</u> |

2

| | | | | | | | |
|-----|---|-----------------------|----------------|---------------------|----------------------|----------------|----------------------|
| 1 | 1 | 118,824,570.33 | 80.96% | 1,188,245.68 | 22,165,059.44 | 34.59% | 221,650.59 |
| 1-2 | 2 | 11,322,220.63 | 7.71% | 792,555.45 | 12,969,977.94 | 20.24% | 1,277,898.46 |
| 2-3 | 3 | 9,929,046.98 | 6.77% | 1,985,809.39 | 10,725,984.27 | 16.74% | 2,401,196.85 |
| 3-4 | 4 | 3,864,696.87 | 2.63% | 1,545,878.75 | 7,284,957.70 | 11.37% | 3,252,139.22 |
| 4-5 | 5 | 1,035,308.60 | 0.71% | 724,716.02 | 9,349,880.32 | 14.59% | 6,799,719.53 |
| 5 | | 1,783,954.49 | 1.22% | 1,783,954.49 | 1,583,816.62 | 2.47% | 1,583,816.62 |
| | | <u>146,759,797.90</u> | <u>100.00%</u> | <u>8,021,159.78</u> | <u>64,079,676.29</u> | <u>100.00%</u> | <u>15,536,421.27</u> |

3 2010 12 31 5% (5%)

4

18,700,000.00 12.46%

| | |
|----------------------|---------------|
| 10,424,000.00 | 6.94% |
| 3,489,390.54 | 2.32% |
| 3,119,408.00 | 2.08% |
| 2,455,535.79 | 1.64% |
| <u>38,188,334.33</u> | <u>25.44%</u> |

5
6
6
6
1

19,026,349.22

| | | | |
|-------------------------|---------------------|-------------------------|-----------------------|
| 232,324,415.57 | 232,324,415.57 | 122,744,175.60 | 122,744,175.60 |
| 1,839,410.18 | 1,839,410.18 | | |
| 6,427,348.46 | 6,427,348.46 | 364,996.98 | 364,996.98 |
| 863,099,008.22 | 2,463,379.34 | 860,635,628.88 | 777,322,547.17 |
| 13,029,440.48 | | 13,029,440.48 | 8,023,086.55 |
| 2,459,689.26 | 2,459,689.26 | | |
| 15,203,386.16 | | 15,203,386.16 | 2,440,946.46 |
| <u>1,134,382,698.33</u> | <u>4,923,068.60</u> | <u>1,129,459,629.73</u> | <u>910,895,752.76</u> |
| | | | <u>111,506.25</u> |
| | | | <u>910,784,246.51</u> |

2

| | | | |
|-------------------|---------------------|-------------------|---------------------|
| 111,506.25 | 2,554,487.64 | 202,614.55 | 2,463,379.34 |
| | 2,459,689.26 | | 2,459,689.26 |
| <u>111,506.25</u> | <u>5,014,176.90</u> | <u>202,614.55</u> | <u>4,923,068.60</u> |

7

| | | | | |
|-------------------|----------------------|---------------------|----------------------|---------------------|
| | 24,000,000.00 | 1,677,617.56 | 24,000,000.00 | 1,440,000.00 |
| <u> </u> | <u>24,000,000.00</u> | <u>1,677,617.56</u> | <u>24,000,000.00</u> | <u>1,440,000.00</u> |

8

1

| | | | |
|--|----------|--------|--------|
| | 1000 | 30.00% | 30.00% |
| | 15714.57 | 35.32% | 35.32% |
| | 100 | 49% | 49% |
| | 3390 | 47.20% | 47.20% |
| | 532 | 25% | 25% |
| | 2000 | 50% | 50% |

| | | | | |
|----------------|---------------|----------------|---------------|---------------|
| 10,289,341.67 | 2,169,783.97 | 8,119,557.70 | 79,196,905.41 | -242,697.18 |
| 284,146,222.86 | 94,758,231.00 | 189,387,991.86 | 0.00 | -4,005,989.92 |

| | | | | |
|----------------|----------------|---------------|---------------|--------------|
| 5,798,070.54 | 4,906,913.67 | 891,156.87 | 0.00 | -883.34 |
| 142,978,903.07 | 105,830,196.78 | 37,148,706.29 | 37,045,459.84 | 2,645,050.72 |
| 21,579,059.59 | 3,084,733.12 | 18,494,326.47 | 972,475.10 | -148,295.79 |
| 26,563,958.46 | 4,378,863.12 | 22,185,095.34 | 10,709,614.91 | 637,818.86 |

2

| | | | |
|----------------|-----------------------|-----------------------|-----------------------|
| 117,893,054.39 | 82,810,690.52 | -82,810,690.52 | |
| 3,000,000.00 | 2,617,542.61 | -72,809.15 | 2,544,733.46 |
| 59,398,000.00 | 64,761,041.67 | -1,414,915.64 | 63,346,126.03 |
| 490,000.00 | 493,857.31 | -432.84 | 493,424.47 |
| 16,000,000.00 | 16,862,725.85 | 1,248,463.94 | 18,111,189.79 |
| 6,436,379.16 | 6,096,834.61 | -1,265,078.01 | 4,831,756.60 |
| 15,299,750.00 | | 15,299,750.00 | 15,299,750.00 |
| 12,327,935.72 | 12,327,935.72 | | 12,327,935.72 |
| 595,237.67 | 595,237.67 | | 595,237.67 |
| 300,000.00 | 300,000.00 | | 300,000.00 |
| 19,500.00 | 19,500.00 | | 19,500.00 |
| | <u>186,885,365.96</u> | <u>-69,015,712.22</u> | <u>117,869,653.74</u> |

| | | |
|--------|--------|---------------|
| 30.00% | 30.00% | |
| 35.32% | 35.32% | |
| 49.00% | 49.00% | |
| 47.20% | 47.20% | |
| 25.00% | 25.00% | |
| 50% | 50% | |
| 10.00% | 10.00% | 12,327,935.72 |
| 7.00% | 7.00% | |

300,000.00

19,500.00

12,647,435.72

50%

9

1

| | | | |
|-------------------------|-------------------------|-----------------------|--------------------------|
| <u>8,727,533,153.63</u> | <u>3,938,574,064.36</u> | <u>744,260,617.69</u> | <u>11,921,846,600.30</u> |
| 1,210,148,925.82 | 512,248,227.79 | 78,503,720.41 | 1,643,893,433.20 |
| 3,497,138,377.64 | 1,444,441,928.64 | 102,951,217.59 | 4,838,629,088.69 |
| 46,175,175.58 | 7,757,118.58 | 10,877,238.72 | 43,055,055.44 |
| 56,550,475.61 | 16,645,876.33 | 2,998,020.71 | 70,198,331.23 |
| 93,572,197.32 | 25,497,753.78 | 1,378,737.21 | 117,691,213.89 |
| 3,823,948,001.66 | 1,931,983,159.24 | 547,551,683.05 | 5,208,379,477.85 |
| <u>913,138,401.65</u> | <u>81,855,222.72</u> | <u>454,144,375.89</u> | <u>1,370,950,478.87</u> |
| 103,040,544.74 | 4,724,112.70 | 62,970,007.14 | 152,516,165.12 |
| 728,668,879.18 | 72,428,326.42 | 369,660,072.09 | 1,122,472,350.86 |
| 17,134,684.62 | 537,628.44 | 5,491,757.15 | 15,123,283.44 |
| 32,597,241.50 | 1,244,825.79 | 15,344,011.79 | 46,708,733.63 |
| 31,697,051.61 | 2,920,329.37 | 678,527.72 | 34,129,945.82 |
| | | <u>1,261,048.39</u> | <u>1,261,048.39</u> |
| | | 1,261,048.39 | 1,261,048.39 |
| <u>7,814,394,751.98</u> | | | <u>10,549,635,073.04</u> |
| 1,107,108,381.08 | | | 1,491,377,268.08 |

| | |
|------------------|------------------|
| 2,768,469,498.46 | 3,714,895,689.44 |
| 29,040,490.96 | 27,931,772.00 |
| 23,953,234.11 | 23,489,597.60 |
| 61,875,145.71 | 83,561,268.07 |
| 3,823,948,001.66 | 5,208,379,477.85 |

454,144,375.89

1,214,026,089.85

2 2010 12 31
560,139,563.90 17,090,767.87

3 2010 12 31

| | | |
|-----------------------|----------------------|-----------------------|
| 108,326,049.43 | 4,557,377.31 | 103,768,672.12 |
| 42,711,484.17 | 1,378,961.61 | 41,332,522.56 |
| 262,709,372.14 | 4,684,444.63 | 258,024,927.51 |
| 7,820,937.70 | 98,464.24 | 7,722,473.46 |
| 10,165,833.95 | 482,877.11 | 9,682,956.84 |
| 42,563,741.27 | 17,298,377.28 | 25,265,363.99 |
| <u>474,297,418.66</u> | <u>28,500,502.18</u> | <u>445,796,916.48</u> |

4 2010 12 31

| | |
|-------------------------|-------------------------|
| 418,724,560.38 | 391,491,081.50 |
| 636,293,527.29 | 468,476,745.11 |
| 3,489,277.08 | 2,453,397.95 |
| 2,645,646.39 | 1,388,964.35 |
| 1,904,719,648.79 | 1,904,719,648.79 |
| <u>2,965,872,659.93</u> | <u>2,768,529,837.70</u> |

17 3 26 3

28 3

| | | | | | |
|-----|-----|---------------|---------------|----------------|----------------|
| | | 2,738,604.70 | 2,738,604.70 | 730,973,371.29 | 730,973,371.29 |
| 3 | | 3,906,439.58 | 3,906,439.58 | 27,000.00 | 27,000.00 |
| | | | | 3,186,759.99 | 3,186,759.99 |
| | | | | 13,000.00 | 13,000.00 |
| 4# | | | | 489,426.08 | 489,426.08 |
| 6 | | | | 57,446.08 | 57,446.08 |
| 224 | 3 | | | 12,682,896.75 | 12,682,896.75 |
| | | | | 5,165,320.00 | 5,165,320.00 |
| | | | | 824,737.43 | 824,737.43 |
| | () | | | 2,610,677.32 | 2,610,677.32 |
| 14 | | | | 2,661,299.21 | 2,661,299.21 |
| 10 | | | | 202,919.47 | 202,919.47 |
| 220 | | | | 45,000.00 | 45,000.00 |
| 222 | | | | 80,429,282.63 | 80,429,282.63 |
| | | 313,000.00 | 313,000.00 | 278,000.00 | 278,000.00 |
| | | 13,354,327.83 | 13,354,327.83 | | |
| 202 | | 4,275,865.65 | 4,275,865.65 | | |
| 307 | | 999,733.91 | 999,733.91 | | |
| | | 188,822.71 | 188,822.71 | | |
| 101 | | 580,000.00 | 580,000.00 | | |
| 203 | | 125,445.02 | 125,445.02 | | |
| | | 803,369.85 | 803,369.85 | | |
| | | 117,325.50 | 117,325.50 | | |
| | | 92,100.00 | 92,100.00 | | |
| | | 11,973,752.36 | 11,973,752.36 | | |
| | | 9,764,868.76 | 9,764,868.76 | | |
| | | 129,173.76 | 129,173.76 | | |
| | | 365,241.61 | 365,241.61 | | |

| | | | | | |
|-----|---|-----------------------|-----------------------|-------------------------|-----------------------|
| | | <u>49,728,071.24</u> | <u>49,728,071.24</u> | <u>839,647,136.25</u> | <u>839,647,136.25</u> |
| | 2 | | | | |
| | | | | | (%) |
| | | 730,973,371.29 | 242,079,461.42 | 970,314,228.01 | |
| 224 | 3 | 12,682,896.75 | 58,455,653.66 | 71,138,550.41 | 100.00 |
| 222 | | 127,570,000.00 | 80,429,282.63 | 59,223,225.74 | 100.00 |
| | | | 13,354,327.83 | 139,652,508.37 | |
| | | 136,010,000.00 | 11,973,752.36 | | 8.80 |
| | | <u>824,085,550.67</u> | <u>385,086,421.01</u> | <u>1,181,105,286.79</u> | |

(%)

| | | | | | |
|-----|---|---------------------|-------------------|----------------------|------|
| | | | | 2,738,604.70 | |
| 224 | 3 | | | 0.00 | |
| 222 | | 4,222,260.89 | 754,350.00 | 5.40% | 0.00 |
| | | | | 13,354,327.83 | |
| | | | | 11,973,752.36 | |
| | | <u>4,222,260.89</u> | <u>754,350.00</u> | <u>28,066,684.89</u> | |

11

1

| | | | |
|-----------------------|----------------------|---|-----------------------|
| <u>234,331,566.83</u> | <u>52,861,987.71</u> | - | <u>287,193,554.54</u> |
| 195,676,870.43 | 20,090,176.60 | - | 215,767,047.03 |
| 30,389,726.90 | | | 30,389,726.90 |
| | 27,966,000.00 | | 27,966,000.00 |

| | | | |
|-------------------------|-------------------------|---|-------------------------|
| | 3, 821, 651. 48 | | 3, 821, 651. 48 |
| 3, 907, 483. 20 | 419, 428. 80 | - | 4, 326, 912. 00 |
| 4, 357, 486. 30 | 564, 730. 83 | - | 4, 922, 217. 13 |
| <u>22, 219, 992. 06</u> | <u>22, 663, 885. 64</u> | - | <u>44, 883, 877. 70</u> |
| 11, 794, 086. 06 | 5, 538, 556. 38 | - | 17, 332, 642. 44 |
| 9, 116, 917. 92 | 3, 038, 972. 64 | - | 12, 155, 890. 56 |
| | 11, 393, 832. 90 | - | 11, 393, 832. 90 |
| | 1, 528, 660. 80 | - | 1, 528, 660. 80 |
| 708, 609. 60 | 589, 464. 00 | - | 1, 298, 073. 60 |
| 600, 378. 48 | 574, 398. 92 | - | 1, 174, 777. 40 |

| | |
|--------------------------|--------------------------|
| <u>212, 111, 574. 77</u> | <u>242, 309, 676. 84</u> |
| 183, 882, 784. 37 | 198, 434, 404. 59 |
| 21, 272, 808. 98 | 18, 233, 836. 34 |
| | 16, 572, 167. 10 |
| | 2, 292, 990. 68 |
| 3, 198, 873. 60 | 3, 028, 838. 40 |
| 3, 757, 107. 82 | 3, 747, 439. 73 |

2 10, 850, 680. 78
11, 813, 204. 86

3 2010 12 31
24, 193, 687. 26 22, 002, 249. 27

12

| | | | |
|-----------------|----------------------|---------------------|----------------------|
| | 594,564.68 | | 594,564.68 |
| | 4,896,204.75 | 4,896,204.75 | |
| | 852,008.88 | | 852,008.88 |
| | 10,335,602.25 | | 10,335,602.25 |
| <u> </u> | <u>16,678,380.56</u> | <u>4,896,204.75</u> | <u>11,782,175.81</u> |

13

| | | | |
|-----------------|---------------------|---------------------|----------------------|
| | 6,238,977.29 | 319,947.60 | 5,919,029.69 |
| | 70,833.29 | 50,000.04 | 20,833.25 |
| | 1,400,181.70 | 653,562.80 | 746,618.90 |
| | 1,349,978.44 | 458,202.74 | 891,775.70 |
| () | 143,846.09 | 16,923.12 | 126,922.97 |
| | 154,810.60 | 37,912.80 | 116,897.80 |
| | 5,613.38 | 5,613.38 | |
| | 708,138.63 | 136,301.79 | 571,836.84 |
| | 1,564,731.96 | 21,178.21 | 1,543,553.75 |
| | 88,542.04 | 8,499.96 | 80,042.08 |
| | 67,974.93 | 54,380.04 | 13,594.89 |
| | 35,833.31 | 28,666.68 | 7,166.63 |
| | 2,000,000.00 | | 2,000,000.00 |
| <u> </u> | <u>6,507,774.24</u> | <u>7,321,687.42</u> | <u>12,038,272.50</u> |

14

/

1

| | | |
|-----------------|----------------------|----------------------|
| | 20,147,678.63 | 18,462,099.76 |
| | 27,240,469.85 | 37,349,086.20 |
| <u> </u> | <u>47,388,148.48</u> | <u>55,811,185.96</u> |

2

| | | |
|-------|-----------------------|----------------------|
| | 16,077,917.69 | |
| | 1,677,617.56 | |
| | 319,500.00 | |
| | 4,923,068.60 | |
| | 99,579,716.33 | 19,630,229.31 |
| <hr/> | <u>122,577,820.18</u> | <u>19,630,229.31</u> |

3

| | | |
|-------|----------------------|----------------------|
| 2013 | 16,136,195.70 | 16,136,195.70 |
| 2014 | 3,494,033.61 | 3,494,033.61 |
| 2015 | 79,949,487.02 | |
| <hr/> | <u>99,579,716.33</u> | <u>19,630,229.31</u> |

(4)

| | | |
|-------|-------------------|-------------------|
| | 237,643.23 | 950,572.91 |
| <hr/> | <u>237,643.23</u> | <u>950,572.91</u> |

15

| | | | |
|---------------|---------------|------------|---------------|
| 68,105,447.56 | 17,645,836.85 | 438,191.68 | 18,084,028.53 |
| 1,440,000.00 | 237,617.56 | | 237,617.56 |
| 111,506.25 | 4,811,562.35 | 202,614.55 | 5,014,176.90 |
| | 1,261,048.39 | | 1,261,048.39 |

12, 647, 435. 72

=====

82, 304, 389. 53

23, 956, 065. 15

640, 806. 23

24, 596, 871. 38

2 2010 12 31

602,000,000.00

1,367,000,000.00

500,000,000.00

3 2010 12 31

30,000,000.00

2010.01.08-2011.01.08

2009 10 26 "

99352009299456 "

2009 10 26 2012 10

25

,

30,000,000.00

2010 12 31

30,000,000.00

50,688,836.30

4 2010 12 31

16,500,000.00

2010.01.15-2011.01.14

109,274,550.00

729,300.00

2010.06.23-2011.06.22

4,829,935.11

588,581.73

2010.06.17-2011.06.16

3,898,000.22

963,278.38

2010.06.28-2011.06.27

6,379,503.73

| | | | | |
|---------------|--------------|-------|----------------|-----------------------|
| | | | 429,000.00 | 2010.06.29-2011.06.28 |
| | | | 2,841,138.30 | |
| | | | 2,150,000.00 | 2010.11.05-2011.11.04 |
| | | | 14,238,805.00 | |
| | | | 10,000,000.00 | 2010.10.12-2011.04.12 |
| | | | 5,000,000.00 | 2010.10.29-2011.04.24 |
| | | | 22,000,000.00 | 2010.11.30-2011.05.28 |
| | | | 26,598,349.14 | |
| " JX | 2010 | 001 " | | 112,880,000.00 |
| | | | 2010 1 15 | " JX 2010 001 |
| " | | | 2010 12 31 | |
| 16,500,000.00 | | | 109,274,550.00 | |
| : | | | | 2010 |
| 6 23 | " 2010 | 024 " | | |
| | 4,995,700.00 | | 729,300.00 | 2010 |
| 12 31 | | | 729,300.00 | 4,829,935.11 |
| | | | | 2010 |
| 6 17 | " 2010 | 025 " | | |
| | 4,031,800.00 | | 588,581.73 | 2010 |
| 12 31 | | | 588,581.73 | 3,898,000.22 |
| | | | | 2010 |
| 6 28 | " 2010 | 026 " | | |
| | 6,598,500.00 | | 963,278.38 | 2010 |
| 12 31 | | | 963,278.38 | 6,379,503.73 |
| | | | | 2010 |
| 06 29 | " 2010 | 027 " | | |
| | 2,938,700.00 | | 429,000.00 | 2010 |

| | | | | | | |
|---------------|------|---------------|---------------|---------------|---------------|---------------|
| 12 | 31 | | 429,000.00 | | 2,841,138.30 | |
| | | | | | | 2010 |
| 11 | 05 | " JX | 2010 | 021" | | |
| 14,620,000.00 | | | | | 2010 11 05 | " JX |
| | 2010 | 004" | | | 2010 12 31 | |
| | | 2,150,000.00 | | 14,238,805.00 | | |
| | | | | | | |
| | | | | | | |
| | 2010 | 5 7 | " 2010 | GNST 009 " | | |
| | | 15,000,000.00 | | 2010 12 31 | | 2010 12 |
| 31 | | | | 15,000,000.00 | | |
| 18,451,727.55 | | | 18,267,210.27 | | | |
| | | | | | | |
| | | | | | | |
| | 2010 | 11 28 | " 2010 | GNST 022 " | | |
| | | 22,000,000.00 | | 2011 6 30 | | 2010 12 |
| 31 | | | | 22,000,000.00 | | |
| 24,765,391.38 | | | 24,517,737.47 | | | |
| | | 2010 12 31 | | | | 26,598,349.14 |
| | | | | 11,250,762.10 | | |
| | | | 15,347,587.04 | | | |
| 18 | | | | | | |
| | | | <hr/> | | | |
| | | | 84,956,517.75 | | 25,338,848.24 | |
| | | | <hr/> | | | |

| | | | | |
|-------------------|-------------------------|----------------|-----------------------|----------------|
| | 9,736,539.38 | 0.55% | 10,679,865.69 | 2.78% |
| <u> </u> | <u>1,764,116,893.37</u> | <u>100.00%</u> | <u>383,491,749.77</u> | <u>100.00%</u> |
| 2 | | 5% | 5% | |
| 3 | | | 144,053,549.99 | |
| 4 | | | | |
| | 6 | | | |
| 20 | | | | |
| 1 | | | | |

| | | | | |
|-------------------|-----------------------|----------------|-----------------------|----------------|
| 1 | 70,666,935.16 | 56.97% | 167,411,152.55 | 95.73% |
| 2 | 28,514,077.09 | 22.99% | 1,858,130.50 | 1.06% |
| 3 | 17,374,825.80 | 14.01% | 1,006,662.46 | 0.58% |
| | 7,473,515.31 | 6.03% | 4,604,039.02 | 2.63% |
| <u> </u> | <u>124,029,353.36</u> | <u>100.00%</u> | <u>174,879,984.53</u> | <u>100.00%</u> |

| | | | | |
|-----------|---|----|---------------|--|
| 2 | | 5% | 5% | |
| 3 | | | 53,362,418.20 | |
| 4 | | | | |
| | 6 | | | |
| 21 | | | | |

| | | | | |
|----|---------------|----------------|----------------|---------------|
| | | 298,511,134.37 | 295,630,251.33 | 2,880,883.04 |
| | 68,208,636.44 | 13,101,853.17 | 17,212,621.64 | 64,097,867.97 |
| | | 44,165,838.52 | 44,064,372.57 | 101,465.95 |
| 1. | | 11,891,637.09 | 11,891,637.09 | |
| 2 | | 28,129,967.85 | 28,045,677.49 | 84,290.36 |

| | |
|----------------------|----------------------|
| 2,191,226.74 | 8,560,375.23 |
| 776,568.95 | |
| 41,754.17 | |
| <u>13,772,003.80</u> | <u>12,834,009.32</u> |

24

1

30,424,947.28

30,424,947.28

25

1

%

(%)

| | | | | |
|---|----------------------|---------------|-----------------------|---------------|
| 1 | 68,379,780.14 | 92.81 | 455,627,575.26 | 93.68 |
| 2 | 2,619,030.84 | 3.55 | 3,698,538.46 | 0.76 |
| 3 | 1,791,329.17 | 2.43 | 6,292,935.75 | 1.29 |
| | 889,352.88 | 1.21 | 20,779,419.34 | 4.27 |
| | <u>73,679,493.03</u> | <u>100.00</u> | <u>486,398,468.81</u> | <u>100.00</u> |

2

5% 5%

3

5,299,712.89

4

6

26

1

| | |
|-------------------------|-------------------------|
| 1,792,363,771.19 | 1,253,809,902.47 |
| 551,045,258.19 | 160,000,000.00 |
| 779,506,833.00 | 443,187,666.00 |
| 461,811,680.00 | 650,622,236.47 |
| <u>1,792,363,771.19</u> | <u>1,253,809,902.47</u> |

2 2010 12 31

263, 113, 500. 00

516, 393, 333. 00

3 2010 12 31

70, 000, 000. 00 2008. 05. 16—2011. 12. 20

45, 000, 000. 00 2008. 04. 23—2011. 12. 25

15, 000, 000. 00 2007. 05. 31—2011. 12. 25

38, 400, 000. 00 2008. 09. 24-2011. 09. 24

254, 311, 680. 00

37, 500, 000. 00 2006. 04. 30- -2011. 07. 01

40, 000, 000. 00 2006. 04. 21--2011. 12. 31

2008 05 16 " 99072008Y06102 "

2008 5 16

" 07062008294681"

2010 12 31

70, 000, 000. 00

235, 415, 219. 53

173, 399, 103. 26

2007 9 14 " 07 ZD0022 "

6

2007 3

22 2009 3 21

400, 000, 000. 00 2010 12 31

60, 000, 000. 00

526, 503, 753. 54

522, 902, 110. 57

2010 9

30 " 2010 2-008 "

2008 9 22 " 2008 (

) 2-007 " 2010 12 31

38,400,000.00 254,311,680.00

326,855,589.77

28 3

28 3

4

| | | | | | |
|------------|------------|-----|-------|---------------|-----------------------|
| 2008/09/24 | 2011/09/24 | USD | 2.77% | 38,400,000.00 | 254,311,680.00 |
| 2009/08/26 | 2011/07/27 | RMB | 5.40% | | 200,000,000.00 |
| 2008/06/20 | 2011/06/19 | RMB | 5.04% | | 150,000,000.00 |
| 2008/07/30 | 2011/12/31 | RMB | 5.76% | | 130,000,000.00 |
| 2008/01/02 | 2011/11/08 | RMB | 5.18% | | 100,000,000.00 |
| | -- | | -- | -- | <u>834,311,680.00</u> |

27

| | | |
|--|-----------------------|-----------------------|
| | 515,069,444.40 | 509,294,444.47 |
| | <u>515,069,444.40</u> | <u>509,294,444.47</u> |

2010 12 31

500,000,000.00 2010 2 25 2010/2/25-2011/2/25 500,000,000.00

15,069,444.40 15,069,444.40 515,069,444.40

28

1

| | | | | | |
|--|--|--|--|-----------------------------|-----------------------------|
| | | | | 1, 001, 121, 689. 51 | 1, 151, 889, 567. 08 |
| | | | | 2, 026, 530, 668. 00 | 2, 629, 547, 881. 00 |
| | | | | 302, 532, 926. 73 | 533, 712, 740. 24 |
| | | | | 14, 000, 000. 00 | |
| | | | | <u>3, 344, 185, 284. 24</u> | <u>4, 315, 150, 188. 32</u> |

2 2010 12 31

619, 454, 000. 00

1, 407, 076, 668. 00

3 2010 12 31

200, 000, 000. 00 2008. 05. 16—2013. 05. 15

27, 500, 000. 00 2006. 04. 30- -2012. 04. 27

15, 000, 000. 00 2009. 01. 13- -2012. 01. 11

15, 000, 000. 00 2009. 01. 23- -2012. 01. 22

40, 000, 000. 00 2006. 04. 21- -2013. 04. 18

Caja de Ahorros y Pensi ones de Barcel ona

571, 501. 36

5, 032, 926. 73

2008 05 16 " 99072008Y06101 "

2008 5 16

" 07062008294680"

2010 12 31

200, 000, 000. 00

491, 503, 080. 79

2006 4 28 " 51906200900003922"

| | | | | | | | |
|------|-----|----|-----------------|---|----|----------------|-----------------|
| 2006 | 4 | 28 | 2012 | 4 | 27 | | |
| | | | 206,306,200.00 | | | 2010 | 12 31 |
| | | | 95,000,000.00 | | | | 37,500,000.00 |
| | | | | | | 141,477,971.24 | 137,523,819.40 |
| | | | - | | | | 2008 |
| 12 | 25 | " | 2008 BOC-CBJ | | | 001 | " |
| | | | | | | | " 2006 |
| A | 002 | " | | | | 2010 | 12 31 |
| | | | 80,000,000.00 (| | | | 40,000,000.00) |
| | | | | | | 217,455,799.83 | 181,991,431.96 |
| | | | | | | | - |
| | | | | | | 2010 | 12 31 |
| | | | 5,032,926.73 | | | | 571,501.36 |
| | | | 10,398,443.70 | | | 10,094,772.51 | |
| | | | | | | 4 | 2010 12 31 |

| | | | | | | | |
|--|--|--|----------------------|--|--|---------------|-----------------------|
| | | | | | | 14,000,000.00 | 2010.01.05-2012.01.05 |
| | | | | | | | - |
| | | | " HZ201011100002-31" | | | | |
| | | | 15,000,000.00 | | | 2010 | 1 5 |
| | | | " HZ201011100002" | | | 2010 | 12 31 |
| | | | 14,000,000.00 | | | | |
| | | | | | | | 5 |

| | | | | |
|------------|------------|-----|-------|-------------------------|
| 2008/11/12 | 2013/11/12 | RMB | 5.18% | 600,000,000.00 |
| 2010/07/30 | 2013/07/29 | RMB | 4.86% | 300,000,000.00 |
| 2010/10/18 | 2015/10/18 | RMB | 5.66% | 240,000,000.00 |
| 2008/05/16 | 2013/05/15 | RMB | 6.56% | 200,000,000.00 |
| 2009/09/11 | 2012/09/10 | RMB | 5.60% | 150,000,000.00 |
| | | | | -- |
| | | | | <u>1,490,000,000.00</u> |

29

| | | | |
|--|-------|----------------------|----------------------|
| | | 32,412,716.54 | 31,489,730.27 |
| | <hr/> | <u>32,412,716.54</u> | <u>31,489,730.27</u> |

30

- 1
- 2
- 3

4

| | | | |
|----|-----------------------|--|-----------------------|
| 1. | 427,392,000.00 | | 427,392,000.00 |
| 2. | | | |
| 3. | | | |
| 4. | | | |
| | 427,392,000.00 | | 427,392,000.00 |
| | <u>427,392,000.00</u> | | <u>427,392,000.00</u> |

31

| | | | |
|--|----------------------|---------------------|----------------------|
| | 39,556,807.43 | | 39,556,807.43 |
| | 31,392,366.50 | 5,193,186.54 | 26,199,179.96 |
| | <u>70,949,173.93</u> | <u>5,193,186.54</u> | <u>65,755,987.39</u> |

1 15%

2

32

| | | |
|---------------|--------------------------|--------------------------|
| | 127, 839, 814. 16 | 127, 839, 814. 16 |
| <u> </u> | <u>127, 839, 814. 16</u> | <u>127, 839, 814. 16</u> |

33

| | | | |
|---|--------------------------|--------------------------|----|
| | 602, 284, 932. 06 | 757, 163, 097. 38 | -- |
| + | - | -1, 724, 700. 98 | -- |
| | 602, 284, 932. 06 | 755, 438, 396. 40 | -- |
| | 205, 961, 890. 01 | -153, 153, 464. 34 | -- |
| | <u>808, 246, 822. 07</u> | <u>602, 284, 932. 06</u> | |

34

1

| | | | |
|----------------------|----------------------|----------------------|----------------------|
| 4, 663, 962, 158. 49 | 3, 240, 091, 580. 81 | 3, 077, 360, 001. 00 | 2, 623, 743, 177. 81 |
| 101, 059, 347. 85 | 45, 324, 934. 31 | 93, 575, 642. 57 | 81, 972, 846. 77 |

_____ 4,765,021,506.34 3,285,416,515.12 3,170,935,643.57 2,705,716,024.58

2

| | | | | |
|-------|-------------------------|-------------------------|-------------------------|-------------------------|
| | 4,418,283,700.24 | 3,106,434,238.90 | 3,038,992,611.00 | 2,605,558,394.28 |
| | 245,678,458.25 | 133,657,341.91 | 38,367,390.00 | 18,184,783.53 |
| _____ | <u>4,663,962,158.49</u> | <u>3,240,091,580.81</u> | <u>3,077,360,001.00</u> | <u>2,623,743,177.81</u> |

| | | | | |
|-------|-------------------------|-------------------------|-------------------------|-------------------------|
| | 2,273,620,869.12 | 1,495,595,024.95 | 1,396,167,168.08 | 1,283,045,019.14 |
| | 2,390,341,289.37 | 1,744,496,555.86 | 1,681,192,832.92 | 1,340,698,158.67 |
| _____ | <u>4,663,962,158.49</u> | <u>3,240,091,580.81</u> | <u>3,077,360,001.00</u> | <u>2,623,743,177.81</u> |

3

| | | | | |
|-------|-----------------------|----------------------|----------------------|----------------------|
| | 82,898,535.09 | 39,022,212.95 | 76,607,369.78 | 67,781,867.38 |
| | 4,912,372.91 | 4,408,284.63 | | |
| | 13,248,439.85 | 1,894,436.73 | 16,968,272.79 | 14,190,979.39 |
| _____ | <u>101,059,347.85</u> | <u>45,324,934.31</u> | <u>93,575,642.57</u> | <u>81,972,846.77</u> |

4

| | | |
|--------------------------|-----------------------|---------------|
| GI BSON ENTERPRISES INC. | 403,739,224.57 | 8.48% |
| HELMAG | 136,066,264.58 | 2.86% |
| PCLY BASE LIMITED | 135,906,252.41 | 2.85% |
| | 134,546,051.49 | 2.82% |
| | 140,280,829.35 | 2.94% |
| _____ | <u>950,538,622.40</u> | <u>19.95%</u> |

35

| | |
|----------------------|---------------------|
| 1,036,345.48 | 2,731,425.07 |
| 4,758,243.78 | 1,739,048.24 |
| 11,209,444.21 | 3,419,167.18 |
| <u>17,004,033.47</u> | <u>7,889,640.49</u> |

36

| | |
|-----------------------|----------------------|
| 10,640,945.24 | 8,752,446.69 |
| 82,655,786.84 | 53,759,091.14 |
| 6,293,383.11 | 3,693,048.08 |
| 4,731,801.55 | 3,191,747.29 |
| 1,091,644.24 | 947,598.44 |
| 1,427,616.93 | 1,511,465.37 |
| 1,578,798.47 | 1,205,389.61 |
| 2,636,637.67 | 2,797,757.51 |
| 1,877,599.98 | 1,714,113.61 |
| 1,905,675.06 | 574,558.95 |
| 1,221,424.32 | 294,420.93 |
| 5,255,760.10 | 2,894,354.37 |
| <u>121,317,073.51</u> | <u>81,335,991.99</u> |

37

| | |
|---------------|---------------|
| 99,697,126.27 | 73,232,798.55 |
| 23,695,011.86 | 27,215,796.63 |
| 24,181,440.72 | 18,073,779.30 |
| 6,759,497.55 | 2,282,501.33 |
| 5,326,684.60 | 3,271,830.61 |
| 25,343,947.23 | 13,061,352.83 |

| | | |
|--|--------------------------|--------------------------|
| | 6, 514, 490. 73 | 3, 459, 376. 41 |
| | 6, 640, 242. 29 | 7, 527, 093. 08 |
| | 136, 869, 955. 72 | 100, 408, 504. 52 |
| | 10, 913, 056. 87 | 7, 895, 583. 86 |
| | 5, 001, 328. 25 | 17, 510, 176. 44 |
| | 16, 202, 672. 94 | 16, 813, 198. 25 |
| | 14, 921, 242. 12 | - |
| | 6, 597, 511. 29 | 812, 871. 39 |
| | 36, 228, 122. 97 | 23, 122, 943. 26 |
| | <u>424, 892, 331. 41</u> | <u>314, 687, 806. 46</u> |

38

| | | |
|--|--------------------------|--------------------------|
| | 507, 902, 334. 32 | 515, 864, 997. 64 |
| | 29, 417, 957. 69 | 52, 520, 068. 85 |
| | -12, 299, 539. 67 | 1, 815, 923. 53 |
| | 15, 287, 215. 25 | 8, 601, 074. 83 |
| | <u>481, 472, 052. 21</u> | <u>473, 761, 927. 15</u> |

39

| | | |
|--|-------------------------|-------------------------|
| | 17, 645, 836. 85 | 24, 405, 016. 00 |
| | 237, 617. 56 | 1, 440, 000. 00 |
| | 1, 261, 048. 39 | |
| | 4, 608, 947. 80 | |
| | <u>23, 753, 450. 60</u> | <u>25, 845, 016. 00</u> |

40

11, 883, 032. 87

11, 883, 032. 87

41

1

2, 126, 815. 04

-12, 985, 444. 80

| | | | | | |
|-------|------|----------------------|------|------|-----|
| 2010 | | 4,240,000.00 | | 2010 | 67 |
| | | 3,657,883.51 | | 2007 | 36 |
| | | 3,004,763.28 | | 2006 | 111 |
| 2010 | | 1,000,000.00 | | 2010 | |
| | | 978,800.00 | | 2010 | 65 |
| | | | 67 | 2010 | 68 |
| 15 | | 945,000.00 | | 2009 | 502 |
| | | 600,000.00 | | 2010 | 199 |
| 07-08 | | 534,804.83 | | 2003 | 7 |
| | 2009 | 510,300.00 | | 2009 | 349 |
| 2010 | | 500,000.00 | | 2010 | |
| | | 350,000.00 | | | |
| | SNC | 300,000.00 | | 2010 | 268 |
| 2009 | | 287,076.30 | | 2010 | 180 |
| | | 200,000.00 | | | |
| | | 124,000.00 | | | |
| 2009 | | 109,500.00 | 2009 | | |
| | | 109,300.00 | | 2010 | 65 |
| | | 4,631,748.84 | | | |
| | | <u>34,227,276.76</u> | | | |

| | | |
|--------------|--------------|--------------|
| 6,861,361.72 | 2,105,036.24 | 6,861,361.72 |
| 6,861,361.72 | 2,105,036.24 | 6,861,361.72 |
| 1,756,700.00 | 892,300.00 | 1,756,700.00 |
| 326,387.82 | 1,540,514.35 | 326,387.82 |
| | 316,218.02 | |

| | | | |
|--|---------------------|---------------------|---------------------|
| | 324,046.84 | 22,115.58 | 324,046.84 |
| | 381,611.25 | 378,762.30 | 381,611.25 |
| | <u>9,650,107.63</u> | <u>5,254,946.49</u> | <u>9,650,107.63</u> |

44

(1)

| | | |
|--|----------------------|-----------------------|
| | 56,397,977.59 | 6,735,806.26 |
| | 8,660,680.71 | -40,441,713.99 |
| | <u>65,058,658.30</u> | <u>-33,705,907.73</u> |

2

| | | |
|--|-----------------|-----------------|
| | 507,958,657.73 | -300,005,514.32 |
| | -143,313,916.30 | 327,329,640.26 |
| | 364,644,741.43 | 27,324,125.94 |
| | 56,236,755.68 | 6,563,009.42 |
| | 161,221.91 | 172,796.84 |
| | 56,397,977.59 | 6,735,806.26 |
| | 8,660,680.71 | -40,441,713.99 |
| | 65,058,658.30 | -33,705,907.73 |

1

1

5

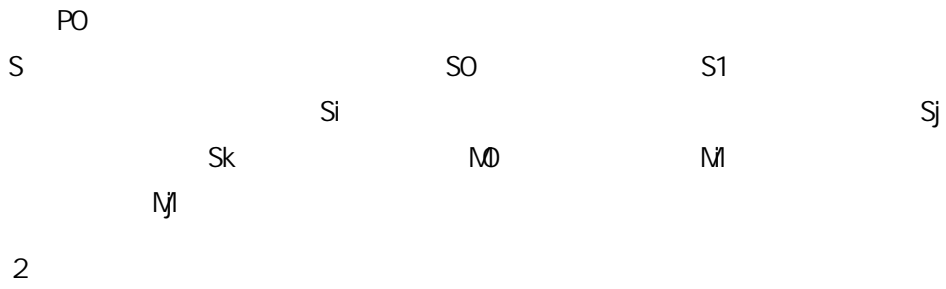
45

| | | | | |
|--|--------|--------|---------|---------|
| | 0.4819 | 0.4819 | -0.3583 | -0.3583 |
| | 0.3077 | 0.3077 | -0.5295 | -0.5295 |

1

=PO: S

$$S = S_0 - S_1 - \sum_i S_i \times M_i \div M_0 - \sum_j S_j \times M_j \div M_0 - S_k$$



$$= P1 / (S_0 - S_1 - \sum_i S_i \times M_i \div M_0 - \sum_j S_j \times M_j \div M_0 - S_k +)$$

P1

46.

| | | | |
|---|-------------------|-------------------------|------------------------|
| 1 | | -1, 669, 649. 20 | 7, 642, 304. 93 |
| | <u> </u> | <u>-1, 669, 649. 20</u> | <u>7, 642, 304. 93</u> |

47

| | | | |
|---|-------------------|--------------------------|--------------------------|
| 1 | | | |
| | | 25, 533, 945. 73 | 92, 243, 512. 30 |
| | | 7, 764, 606. 07 | 52, 520, 068. 85 |
| | | 175, 578, 129. 85 | 133, 253, 962. 38 |
| | <u> </u> | <u>208, 876, 681. 65</u> | <u>278, 017, 543. 53</u> |

2

| | | |
|-------------|--------------------------|--------------------------|
| | 194, 940, 820. 85 | 210, 640, 836. 16 |
| | 21, 454, 533. 93 | 56, 601, 070. 09 |
| | 165, 347, 396. 47 | 83, 958, 360. 22 |
| <u> </u> | <u>381, 742, 751. 25</u> | <u>351, 200, 266. 47</u> |

48
1

1.

| | | | |
|--|-----|----------------------|---------------------|
| | | 442, 899, 999. 43 | - 266, 299, 606. 59 |
| | | 23, 753, 450. 60 | 25, 845, 016. 00 |
| | | 1, 001, 696, 058. 94 | 644, 557, 951. 24 |
| | | 10, 850, 680. 78 | 7, 675, 795. 11 |
| | | 1, 791, 189. 16 | 614, 291. 06 |
| | " " | - 9, 384, 390. 61 | - 1, 784, 315. 56 |
| | " " | | |
| | " " | | - 11, 883, 032. 87 |
| | " " | 489, 290, 078. 11 | 516, 661, 597. 64 |
| | " " | - 52, 676, 734. 18 | - 27, 234, 888. 24 |
| | " " | 8, 423, 037. 48 | - 40, 441, 713. 99 |
| | " " | 237, 643. 23 | |
| | " " | - 211, 936, 175. 35 | 6, 119, 240. 38 |
| | " " | - 19, 505, 484. 56 | - 398, 935, 777. 60 |
| | " " | - 901, 776, 400. 69 | - 581, 516, 598. 40 |
| | | 783, 662, 952. 34 | - 126, 622, 041. 82 |

2

3

1, 395, 847, 478.08 1, 896, 421, 270.78

1, 896, 421, 270.78 1, 278, 590, 420.48

-500, 573, 792.70 617, 830, 850.30

2

1 122, 122, 507.00

2 120, 099, 957.00

31, 374, 227.10

3 88, 725, 729.90

4 211, 379, 848.84

153, 566, 152.71

486, 115, 385.18

290, 301, 689.05

138, 000, 000.00

1 46, 114, 000.00

2 35, 680, 000.00

6, 558, 271.40

3 29, 121, 728.60

4 10, 818, 311.06

41, 577, 815.93

1, 881, 671.63

32, 641, 176.50

3

| | |
|----------------------|----------------------|
| 1, 395, 847, 478. 08 | 1, 896, 421, 270. 78 |
| 1, 182, 379. 73 | 597, 692. 60 |
| 1, 242, 582, 467. 64 | 1, 541, 437, 834. 68 |
| 152, 082, 630. 71 | 354, 385, 743. 50 |

| | |
|----------------------|----------------------|
| 1, 395, 847, 478. 08 | 1, 896, 421, 270. 78 |
|----------------------|----------------------|

1

2, 699, 513, 131. 00

36. 15%

36. 15%

10000349-5

2

3.

8

4

SUREST FI NANCE LTD.

70420260- 4

72450643- 7

13899992- 9

72281912- 2

10205238- 9

76626876- 4

77724888- 1

68071026- 7

14648496- 8

76868943- 1

76132874- 8

60812593- 6

76016385- 7

76134856- 2

79767267- 1

14688100- 7

75119990- 3

55107657- 0

75877362- 1

67006782- 9

63158838- 1

26552942- 8

61880023- 7

61881577- 0

19220102- 5

19512947-9

10187711-9

76959890-2

5

\ \ \

\ \

\ \ \

\ \

\ \ \

GIBSON INTERPRISES INC

\

| | | | | |
|--------------------------|----------------|--------|----------------|--------|
| | 143,759,319.32 | 3.02% | 19,858,200.09 | 0.65% |
| | 22,800,764.64 | 0.49% | 12,686,361.66 | 0.41% |
| | 7,020,725.32 | 0.15% | | |
| | 135,592,205.72 | 3.07% | 100,495,642.80 | 3.27% |
| | 21,824,732.02 | 0.49% | 16,059,197.41 | 0.52% |
| | 9,297,782.72 | 0.20% | 8,529,568.50 | 0.28% |
| | 11,896.72 | 0.01% | | |
| | 169,780.44 | 0.20% | | |
| | 2,642.64 | 7.03% | | |
| | 901,384.01 | 0.89% | 304,624.73 | 0.33% |
| | 33,839,307.50 | 33.48% | 3,866,642.38 | 4.13% |
| | 421,880.67 | 0.01% | 4,007,456.38 | 0.13% |
| | | | 45,287,186.30 | 48.40% |
| GI BSCON INTERPRISES INC | | | 192,640,644.78 | 6.26% |
| | | | 125,287.15 | 0.13% |
| | | | 13,754,347.00 | 14.70% |
| | | | 7,985,995.09 | 0.26% |
| | 4,825,687.91 | 0.43% | | |
| | 182,055.11 | 0.52% | | |
| | 4,147,566.33 | 0.37% | | |
| | 543,385.97 | 3.09% | | |
| | 248,143.68 | 3.39% | 1,380,749.35 | 14.77% |
| | 14,986,427.18 | 6.09% | 15,552,833.40 | 1.47% |
| | 227,110,522.94 | 20.24% | 190,955,929.60 | 18.08% |
| | 86,899,849.26 | 4.50% | 95,648,169.88 | 28.71% |

| | | | |
|----------------|---------|--------------|-------|
| 4,430.00 | 5.48% | | |
| 78,433,826.23 | 64.65% | | |
| 102,867,589.58 | 9.17% | | |
| 22,579.87 | 0.19% | | |
| 302,501.90 | 2.87% | | |
| 1,292,100.00 | 100.00% | 1,218,294.56 | 2.32% |

6

1

| | | | |
|---------------------------|----------------------|-------------------|-----------------------|
| | 8,192,263.75 | 81,922.64 | 7,406,732.23 |
| | 3,786,324.42 | 263,470.42 | 11,950,829.90 |
| | 19,968.00 | 199.68 | 202,618.60 |
| | 297,926.00 | 2,979.26 | |
| | | | 562,965.00 |
| | | | 4,008,047.73 |
| | | | 69,267,419.19 |
| | | | 250,980.00 |
| GI BSON ENTERPRISES I NC. | | | 68,930,802.25 |
| | | | 572,550.00 |
| | 45,172.18 | 18,068.87 | |
| | 508,279.42 | 203,404.13 | |
| | 78,286.80 | 15,657.36 | |
| | 710.00 | 7.10 | |
| ===== | <u>12,928,930.57</u> | <u>585,709.46</u> | <u>163,152,944.90</u> |
| | 160.70 | | |
| | 308,700.00 | | |
| ===== | <u>308,860.70</u> | | |

216,002.86

| | | | |
|-------------------|---------------------|---------------------|---------------------|
| | 939,938.00 | 939,938.00 | 939,938.00 |
| | 210,000.00 | 210,000.00 | 210,000.00 |
| | 3,489,390.54 | 121,690.70 | |
| | 2,984,918.18 | 162,702.77 | 2,215,926.47 |
| | 252,011.82 | 17,640.83 | |
| | 491,540.99 | 132,616.40 | 623,775.23 |
| | 696,755.53 | 27,202.35 | 337,246.62 |
| | 840,000.00 | 8,400.00 | |
| <u> </u> | <u>9,904,555.06</u> | <u>1,620,191.05</u> | <u>4,542,889.18</u> |

(2)

| | | | |
|---------------------|--|---------------------|-----------------------|
| | | 544,708.73 | 1,909,228.12 |
| | | 1,567,785.14 | |
| | | | 126,920.00 |
| | | | 2,059,393.68 |
| | | | 888,952.74 |
| <u> </u> | | <u>2,112,493.87</u> | <u>4,984,494.54</u> |
| | | 6,212,707.12 | |
| | | 98,940.40 | |
| | | 255,000.00 | |
| SUREST FINANCE LTD. | | 1,499,164.90 | |
| | | | 31,302,563.78 |
| <u> </u> | | <u>8,065,812.42</u> | <u>31,302,563.78</u> |
| | | 132.45 | |
| SUREST FINANCE LTD. | | 8,490.54 | 4,286,372.19 |
| | | | 351,764,794.10 |
| | | | 1,095,321.86 |
| <u> </u> | | <u>8,622.99</u> | <u>357,146,488.15</u> |

7

2008 1 28 " 79172008280043 " 2,400
 2008 1 28 2009 9
 29 7.56% 2009 2
 5.31%

8

2010 12 31

500,000,000.00 2010.04.23 2012.06.30

: 2010 4 23 " 2010
 2-003 " 2010 4 23
 2012 6 30 500,000,000.00 2010
 12 31 500,000,000.00

1 2010 12 31

2010 12 31
 26,598,349.14 -
 11,250,762.10 -
 15,347,587.04

2 2010 12 31

2006 1 23

2006 1 23 2026 1 23

973.54

2026 1 24 2029 6 20
 7,500,000.00

2010 12 31

2010 12 31

1

2010 10 18 " 63722792502010086"

2010 10 18 2012

10 18

79,797,000.00

2010 12 31

0.00

53,316,150.05 48,596,418.09

-

12,597,540.90 11,503,035.67

2

2010

10 19

" 63722792502010087"

2010 10 19

2012 10 19

370,368,000.00

2010 12 31

0.00

309,184,175.39 290,928,251.50

-

11,596,146.36 10,499,213.60

3

2010 10 19

" JX 2010 052 "

2010 10 20 2013 7

1

771,757,200.00

2010 12 31

0.00

603,073,639.79 534,046,423.55

2010 11 1 2010

11.5% 11% 18.5% 8%

1

1

| | | | | | | | |
|-----------------------|----------------|----------------------|--------------|-----------------------|----------------|----------------------|--------------|
| 658,170,899.97 | 94.89% | 25,355,424.68 | 3.85% | 415,000,335.46 | 100.00% | 19,184,989.31 | 4.62% |
| 658,170,899.97 | 94.89% | 25,355,424.68 | 3.85% | 415,000,335.46 | 100.00% | 19,184,989.31 | 4.62% |
| 35,450,000.00 | 5.11% | 3,390,514.73 | 9.56% | | | | |
| <u>693,620,899.97</u> | <u>100.00%</u> | <u>28,745,939.41</u> | <u>4.14%</u> | <u>415,000,335.46</u> | <u>100.00%</u> | <u>19,184,989.31</u> | <u>4.62%</u> |

2

| | | | | | |
|-----|-------|-----------------------|----------------------|-----------------------|----------------------|
| 1 | (1) | 600,357,687.33 | 6,003,576.87 | 383,327,092.20 | 5,126,254.00 |
| 1-2 | 2 | 28,330,167.23 | 1,983,111.71 | 2,122,410.30 | 148,568.72 |
| 2-3 | 3 | 2,122,410.30 | 424,482.06 | 19,550,832.96 | 3,910,166.59 |
| 3-4 | 4 | 17,360,635.11 | 6,944,254.04 | | |
| 4-5 | 5 | | | | |
| 5 | | 10,000,000.00 | 10,000,000.00 | 10,000,000.00 | 10,000,000.00 |
| | | <u>658,170,899.97</u> | <u>25,355,424.68</u> | <u>415,000,335.46</u> | <u>19,184,989.31</u> |

3

| | |
|-----------------------|---------------|
| 550,000,000.00 | 79.29% |
| 131,874,634.94 | 19.01% |
| 10,000,000.00 | 1.44% |
| 939,938.00 | 0.14% |
| 210,000.00 | 0.03% |
| <u>693,024,572.94</u> | <u>99.91%</u> |

2

| | | | | |
|-------------------|-----------------------|-----------------------|----------------------|-----------------------|
| | 796,765,769.39 | 796,765,769.39 | | 796,765,769.39 |
| | 88,231,926.05 | 88,231,926.05 | | 88,231,926.05 |
| | 12,327,935.72 | 12,327,935.72 | | 12,327,935.72 |
| | 3,000,000.00 | 2,617,542.61 | -72,809.15 | 2,544,733.46 |
| | 73,756,872.61 | 64,761,041.67 | -1,414,915.64 | 63,346,126.03 |
| <u> </u> | <u>974,082,503.77</u> | <u>964,704,215.44</u> | <u>-1,487,724.79</u> | <u>963,216,490.65</u> |

| | | | | |
|-------------------|--------|--------|----|----------------------|
| | 51% | 51% | | |
| | 97.22% | 97.22% | | |
| | 10% | 10% | | 12,327,935.72 |
| | 30.00% | 30.00% | | |
| | 35.32% | 35.32% | | |
| <u> </u> | -- | -- | -- | <u>12,327,935.72</u> |

3

1

| | | | |
|-------------------|-------------------|----------------------|----------------------|
| | | -1,487,724.79 | -2,868,039.92 |
| | | | 40,221,100.18 |
| <u> </u> | <u> </u> | <u>-1,487,724.79</u> | <u>37,353,060.26</u> |

2

| | | | |
|-------------------|-------------------|----------------------|----------------------|
| | | -1,414,915.64 | -2,787,382.66 |
| | | -72,809.15 | -80,657.26 |
| <u> </u> | <u> </u> | <u>-1,487,724.79</u> | <u>-2,868,039.92</u> |

| | 2010 | 2009 |
|---|-----------------|-----------------|
| 1 | | |
| | -66,334,880.60 | -7,176,393.97 |
| | 9,560,950.10 | -1,516,179.88 |
| | 237,239.51 | 206,169.17 |
| | 369,947.64 | 369,947.64 |
| | " " | 24,316.02 |
| | " " | " " |
| | " " | -11,883,032.87 |
| | " " | 71,011,872.00 |
| | " " | 1,487,724.79 |
| | " " | -37,353,060.26 |
| | " " | -3,682,360.36 |
| | " " | " " |
| | " " | " " |
| | " " | " " |
| | " " | -278,620,564.51 |
| | " " | 37,338.85 |
| | -262,226,056.20 | 17,780,971.27 |
| 2 | | |
| | | |
| | | |
| 3 | | |
| | 244,389,137.64 | 207,630,755.84 |
| | 207,630,755.84 | 275,332,250.15 |
| | | |
| | 36,758,381.80 | -67,701,494.31 |

1

59, 934, 309. 75 1, 783, 548. 42

25, 237, 913. 48

| | 2010/12/31 | 2009/12/31 | | |
|------|-------------------|------------------|------------------|----------|
| (7) | 10,549,635,073.04 | 7,814,394,751.98 | 2,735,240,321.06 | 35.00% |
| (8) | 49,728,071.24 | 839,647,136.25 | -789,919,065.01 | -94.08% |
| (9) | 12,038,272.50 | 6,507,774.24 | 5,530,498.26 | 84.98% |
| (10) | 4,764,577,303.49 | 3,778,685,088.65 | 985,892,214.84 | 26.09% |
| (11) | 84,956,517.75 | 25,338,848.24 | 59,617,669.51 | 235.28% |
| (12) | 1,764,116,893.37 | 383,491,749.77 | 1,380,625,143.60 | 360.01% |
| (13) | -1,733,404.24 | 29,167,177.75 | -30,900,581.99 | -105.94% |
| (14) | | 30,424,947.28 | -30,424,947.28 | -100.00% |
| (15) | 73,679,493.03 | 486,398,468.81 | -412,718,975.78 | -84.85% |
| (16) | 1,792,363,771.19 | 1,253,809,902.47 | 538,553,868.72 | 42.95% |
| (17) | 3,344,185,284.24 | 4,315,150,188.32 | -970,964,904.08 | -22.50% |
| (18) | 4,765,021,506.34 | 3,170,935,643.57 | 1,594,085,862.77 | 50.27% |
| (19) | 3,285,416,515.12 | 2,705,716,024.58 | 579,700,490.54 | 21.43% |
| (20) | 17,004,033.47 | 7,889,640.49 | 9,114,392.98 | 115.52% |
| (21) | 121,317,073.51 | 81,335,991.99 | 39,981,081.52 | 49.16% |
| (22) | 424,892,331.41 | 314,687,806.46 | 110,204,524.95 | 35.02% |
| (23) | 52,676,734.18 | 27,234,888.24 | 25,441,845.94 | 93.42% |
| (24) | 53,765,981.16 | 104,432,274.16 | -50,666,293.00 | -48.52% |
| (25) | 9,650,107.63 | 5,254,946.49 | 4,395,161.14 | 83.64% |
| (26) | 65,058,658.30 | -33,705,907.73 | 98,764,566.03 | -293.02% |

1 15.27%

2 69.43%

3 37.93%

4 192.74%

5 24.01%

| | | |
|-----|---|----------|
| 6 | | 39.61 |
| 50% | | |
| 7 | | 35.00% |
| 8 | | 94.08% |
| 9 | | 84.98% |
| 10 | | 26.09% |
| 11 | | 235.28% |
| 12 | | 360.01% |
| 13 | | -105.94% |
| 14 | 0 | |
| 15 | | 84.85% |
| 16 | | 42.95% |
| 17 | | 22.50% |
| 18 | | 50.27% |
| 19 | | 21.43% |
| 20 | | 115.52% |
| 21 | | 49.16% |
| 22 | | 35.02% |

| | |
|----|---------|
| 23 | 93.42% |
| 24 | 48.52% |
| 25 | 83.64% |
| 26 | 293.02% |

SJ[2011] 777- 3

2010

SJ 2011 777

2010

2 ---

4

[2010] 15

| | |
|------|---------------|
| 2009 | 2,067,949.27 |
| 2009 | -2,067,949.27 |
| 2009 | 1,616,419.34 |
| 2009 | -1,616,419.34 |
| 2009 | 3,684,368.61 |
| 2009 | -3,684,368.61 |

[]
